
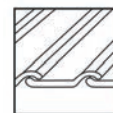


Tile roof | clamping system top-fix

Clamping system with modules installed in portrait



Powerful, stable and flexible

- components usable across different roof types
- module landscape installation possible with cross layer system
- only two clamps for all frame heights in blank and black anodized

product variants


- flex roof hook for low loads
- roof hook versions for 40mm battens available
- double roof hooks for heavy loads
- rails and clamps available in blank and black anodized

Your benefits


- three-way adjustable roof hook to level out uneven roofs, for different tile strenghts and shapes
- quick mounting from above with easily graspable components
- narrow tile gap and centric load distribution
- the C-rail also acts as a cable channel



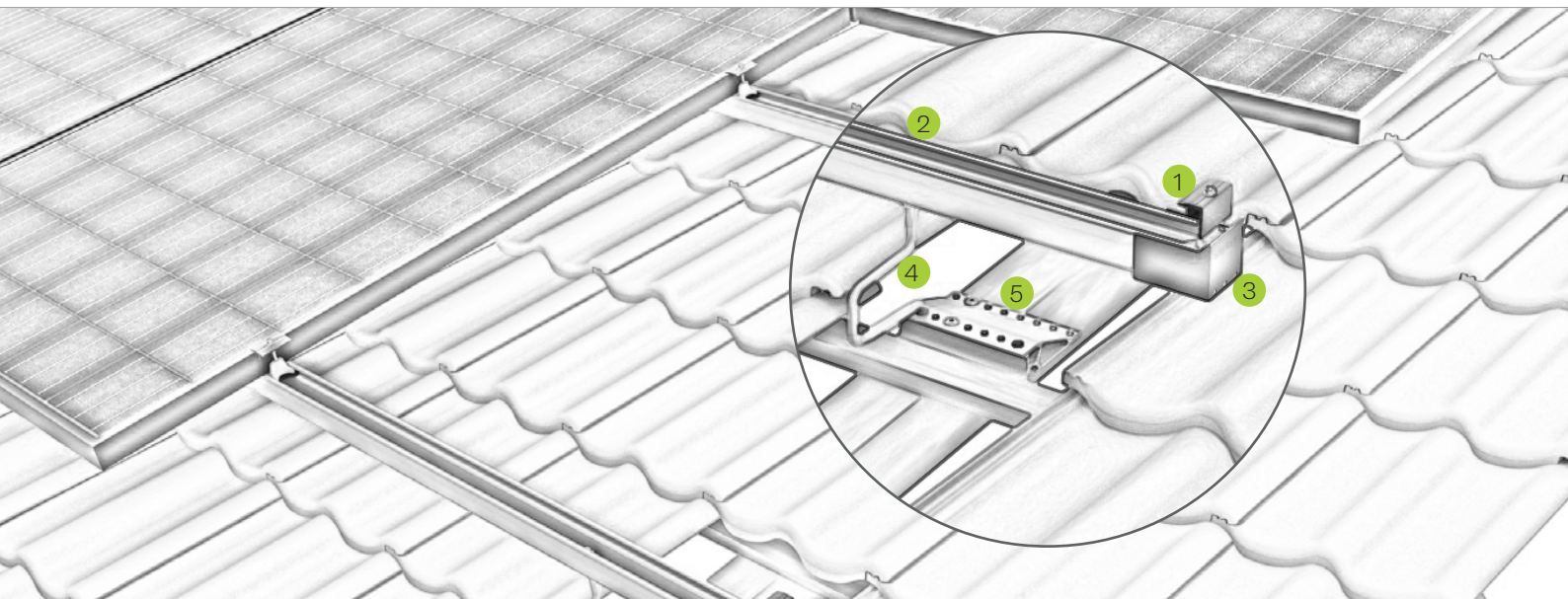
Double roof hooks for heavy snow loads



C47 S rail connectors for profile clammers



C-rail as cable channel



Pic Designation

- ① **Middle and end clamp**
- for frame heights of 30-42 mm and 43-52 mm
 - installation-friendly thanks to click-in mechanism

- ② **C-rail**
- available in different strength and lengths
 - can be stepped on throughout installation

- ③ **End cap**
- for optically tidy rail ends
 - UV and weather resistant

- ④ **Roof hook**
- three-way adjustable for perfect installations
 - various roof hooks for low and high load situations

- ⑤ **Screws**
- building authority-approved
 - Ø 6 / 8 mm available in different lengths



Light roof hooks for narrow rafters



Variations of C-rail

Mounting video




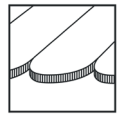
Bauart geprüft
Regelmäßige
Produktions-
überwachung
www.dib.de
ID: 11112360

novotegra GmbH
Eisenbahnstraße 150 | 72072 Tübingen | Deutschland
Tel. +49 7071 98987-0, info@novotegra.com
www.novotegra.com

Subject to changes and errors excepted.
Last updated: April 2021 / TP

Beavertail tile roof | clamping system top-fix

Clamping system on beavertail tile roofing with modules installed in portrait



Solution for beavertail tiles


- components usable across different roof types
- module landscape installation possible with cross layer system
- only two clamps for all frame heights in blank and black anodized

product variants

- roof hook flex for lower loads or 40mm battens
- roof hook beavertail available also as double roof hook
- rails and clamps available in blank and black anodized

Your benefits


- three-way adjustable roof hook to level out uneven roofs, for different tile strengths and shapes
- the C-rail also acts as a cable channel
- no beavertail sheet metal tile required
- narrow tile gap and centric load distribution



Position of the bracket with beavertail tiling



Rail connector C 47 S for profile chambers



Slip guard for fixing modules



Pic Designation

- 1 Middle and end clamp
- for frame heights of 30-42 mm and 43-52 mm
 - installation-friendly thanks to click-in mechanism

- 2 C-rail
- available in different strength and lengths
 - can be stepped on throughout installation

- 3 End cap
- for optically tidy rail ends
 - Slip guard for fixing modules mounted in landscape

- 4 Roof hook
- three-way adjustable for perfect installations
 - various roof hooks for low and high load situations

- 5 Screws
- building authority-approved
 - Ø 6 / 8 mm available in different lengths



Light roof hooks for narrow rafters



Variations of C-rail

Mounting video




novotegra GmbH
Eisenbahnstraße 150 | 72072 Tübingen | Deutschland
Tel. +49 7071 98987-0, info@novotegra.com
www.novotegra.com

Subject to changes and errors excepted.
Last updated: April 2021 / TP

Tile roof | insertion system top-fix

Insertion system with modules installed in portrait



Position, insert – finished!

- components usable across different roof types
- narrow tile gap and centric load distribution
- mounting modules in portrait or in landscape
- insertion rail in blank and black anodized – color matching the module

product variants


- flex roof hook for low loads
- roof hook versions for 40mm battens available

Your benefits

- high-end installation aesthetics and time-efficient thanks to insertion technology
- three-way adjustable roof hook to level out uneven roofs, for different tile strengths and shapes
- tension-free and floating module mounting
- the C-rail also acts as a cable channel



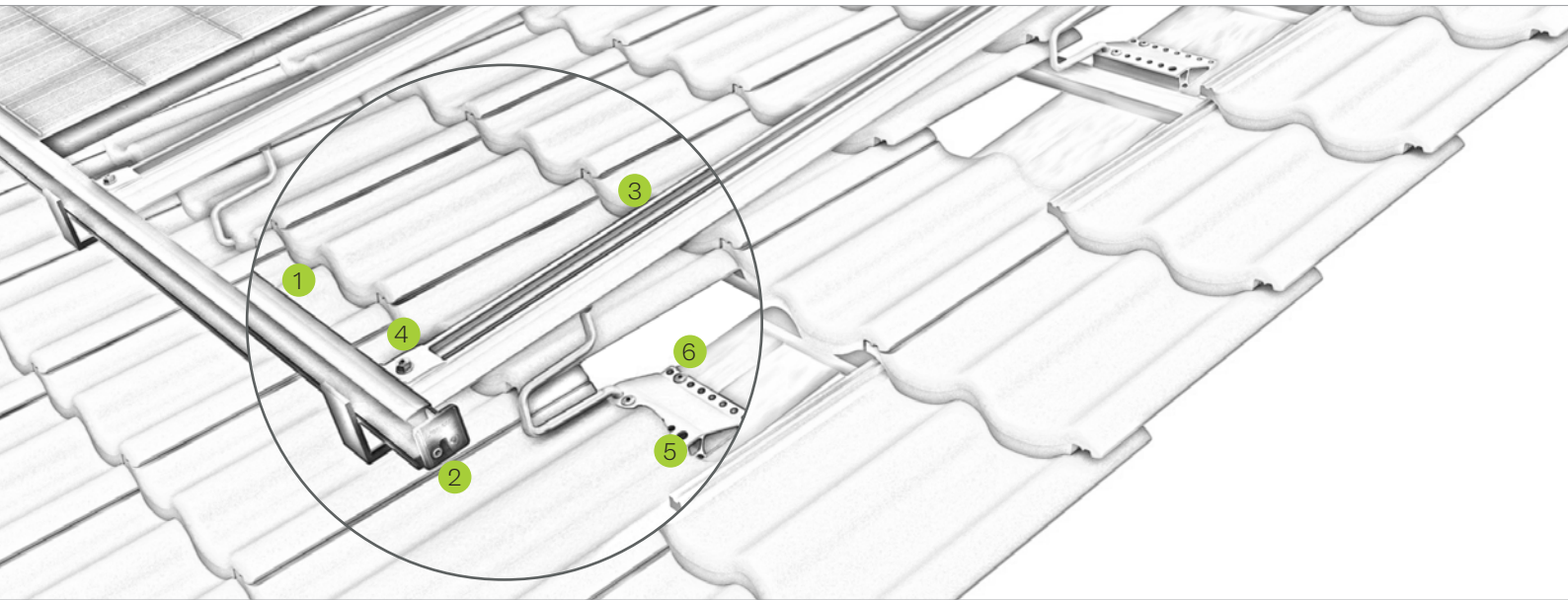
Height-adjustable flex roof hook set



Rail connector insertion rail



Closing insertion rail and C-rail



Pic Designation

- 1
Insertion rail
 - Insertion rails in blank/black anodized for frame heights
 - Tension-freemounting
- 2
Edge stop
 - color-coordinated with the insertion rail
 - prevents modules from slipping out
- 3
C-rail
 - available in different strength and lengths
 - can be stepped on throughout installation
- 4
Cross-rail connector
 - safe connection due to force and form closure
 - completely pre-assembled
- 5
Roof hook
 - three-way adjustable for perfect installations
 - various roof hooks for low and high load situations
- 6
Screws
 - building authority-approved
 - Ø 6 / 8 mm available in different lengths



Light roof hooks for narrow rafters



Variations of C-rail

Mounting video

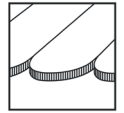


novotegra GmbH
 Eisenbahnstraße 150 | 72072 Tübingen | Deutschland
 Tel. +49 7071 98987-0, info@novotegra.com
 www.novotegra.com

Subject to changes and errors excepted.
 Last updated: April 2021 / TP

Beavertail tile roof | insertion system top-fix

Insertion system on beavertail tile roofing with modules installed in portrait



Classic meets modern – beavertail with insertion system


- components usable across different roof types
- narrow tile gap and centric load distribution
- mounting modules in portrait or in landscape
- insertion rail in blank and black anodized – color matching the module

product variants

- roof hook flex for lower loads or 40mm battens

Your benefits


- high-end installation aesthetics and time-efficient thanks to insertion technology
- three-way adjustable roof hook to level out uneven roofs, for different tile strengths and shapes
- tension-free and floating module mounting
- no beavertail sheet metal tile required



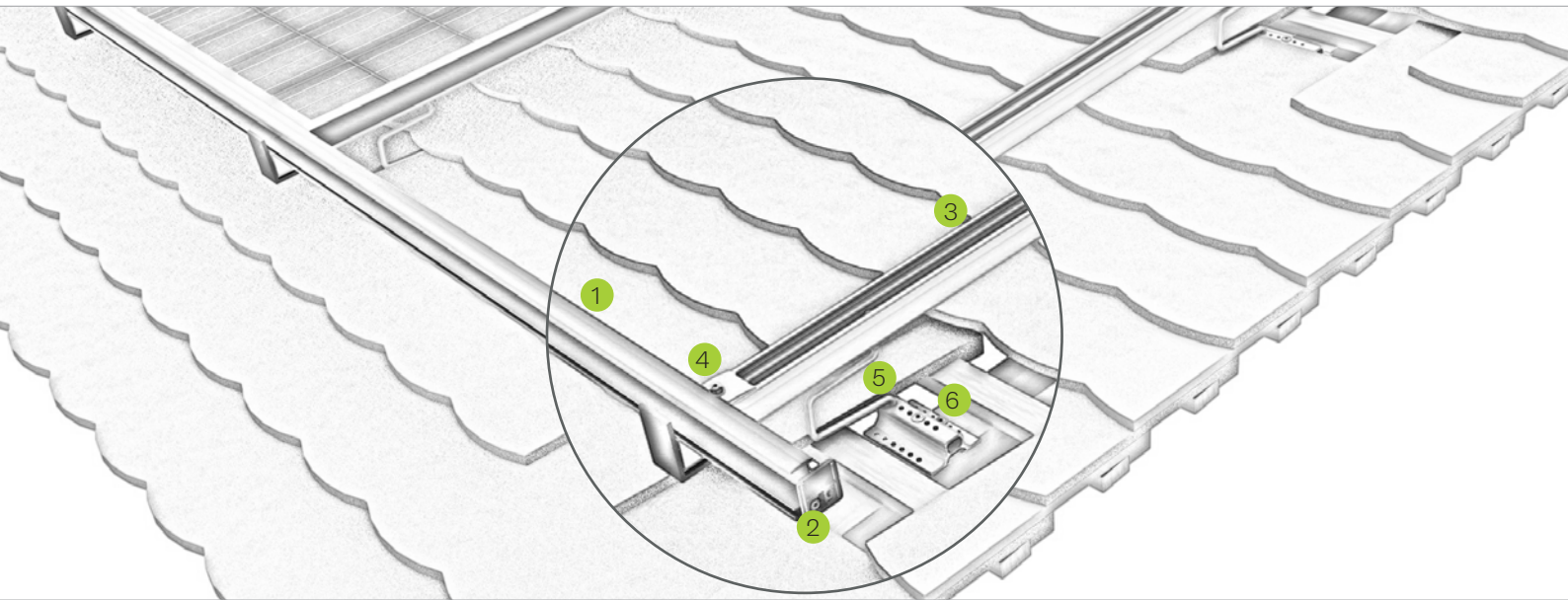
Position of base profile BS on rafters



Closing insertion rail and C-rail



Rail connector insertion rail



Pic Designation

- 1** Insertion rail

 - insertion rails in blank/black anodized for frame heights
 - tension-free and floating module mounting
- 2** Edge stop

 - color-coordinated with the insertion rail
 - prevents modules from slipping out
- 3** C-rail

 - available in different strength and lengths
 - can be stepped on throughout installation
- 4** Cross-rail connector

 - safe connection due to force and form closure
 - completely pre-assembled
- 5** Roof hook

 - three-way adjustable for perfect installations
 - various roof hooks for low and high load situations
- 6** Screws

 - building authority-approved
 - Ø 6 / 8 mm available in different lengths



Light roof hooks for narrow rafters



Variations of C-rail

Mounting video



Bauart geprüft
Regelmäßige
Produktions-
überwachung
www.dib.de
ID: 111133660

novotegra GmbH
Eisenbahnstraße 150 | 72072 Tübingen | Deutschland
Tel. +49 7071 98987-0, info@novotegra.com
www.novotegra.com

Subject to changes and errors excepted.
Last updated: April 2021 / TP