

Trapezoidal metal roof | insertion system

Insertion system with direct fixing and modules installed in portrait



Convincing quality for your trapezoidal roof


- only a handful of components – quick assembly
- mounting modules in portrait or in landscape
- insertion rail is fixed directly to the trapezoidal sheet via trapezoidal sheet bracket

product variants


- insertion rail in blank and black anodized in different heights for all modules

Your benefits


- high-end installation aesthetics and time-efficient mounting thanks to insertion technology
- high holding forces thanks to chipless direct fixing with building authority-approved thin sheet screws
- tension-free and floating module mounting



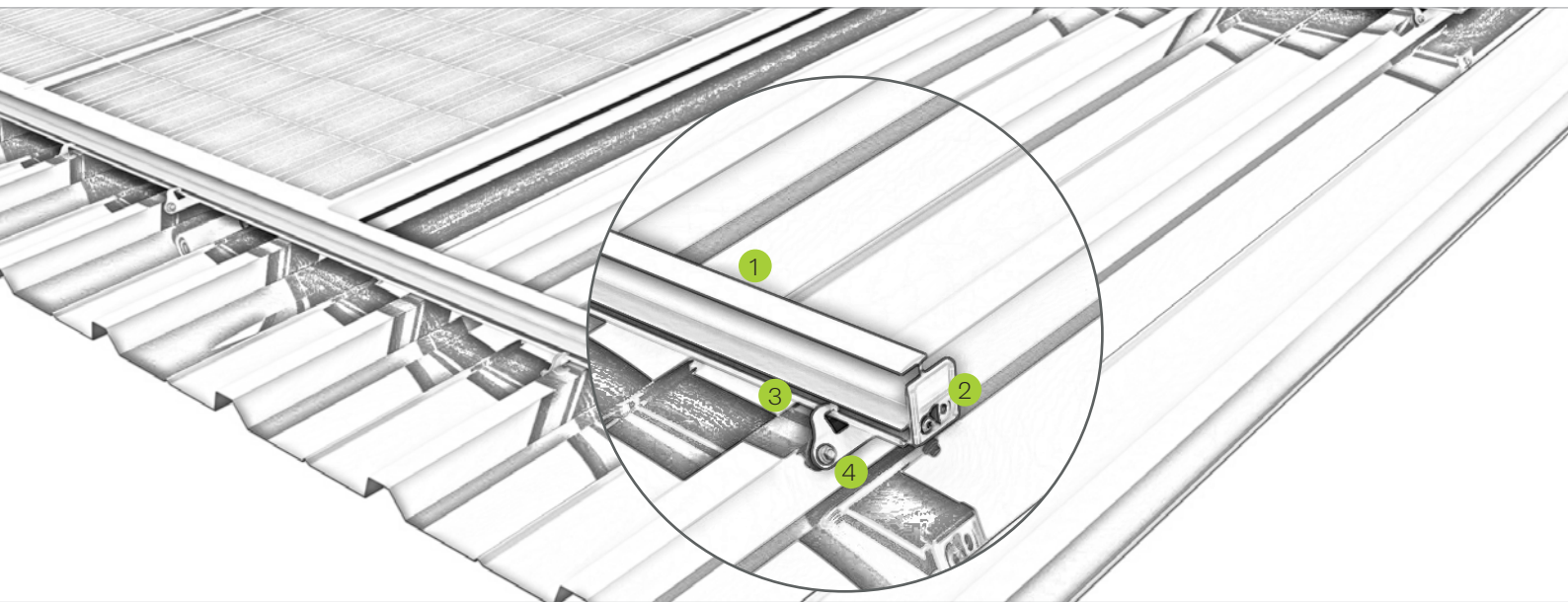
Insertion rail on EPDM with trapezoidal bracket



Insertion rail connection on trapezoidal sheet




Module security at low roof inclination



Pic Designation

- 1
Insertion rail
 - insertion rails in blank/black anodized for frame heights
 - tension-free and floating module mounting
- 2
Edge stop
 - color-coordinated with the insertion rail
 - prevents modules from slipping out
- 3
EPDM sealant strip
 - protection and sealing layer at the same time
 - Resistant to weathering
- 4
Roof attachment
 - bracket with EPDM seal for fixing insertion rails
 - chipless screwing due to thin sheet screw



Chipless screwing for high holding forces



protection layer below insertion rails

Mounting video



novotegra GmbH
 Eisenbahnstraße 150 | 72072 Tübingen | Deutschland
 Tel. +49 7071 98987-0, info@novotegra.com
 www.novotegra.com

Subject to changes and errors excepted.
 Last updated: April 2021 / TP