

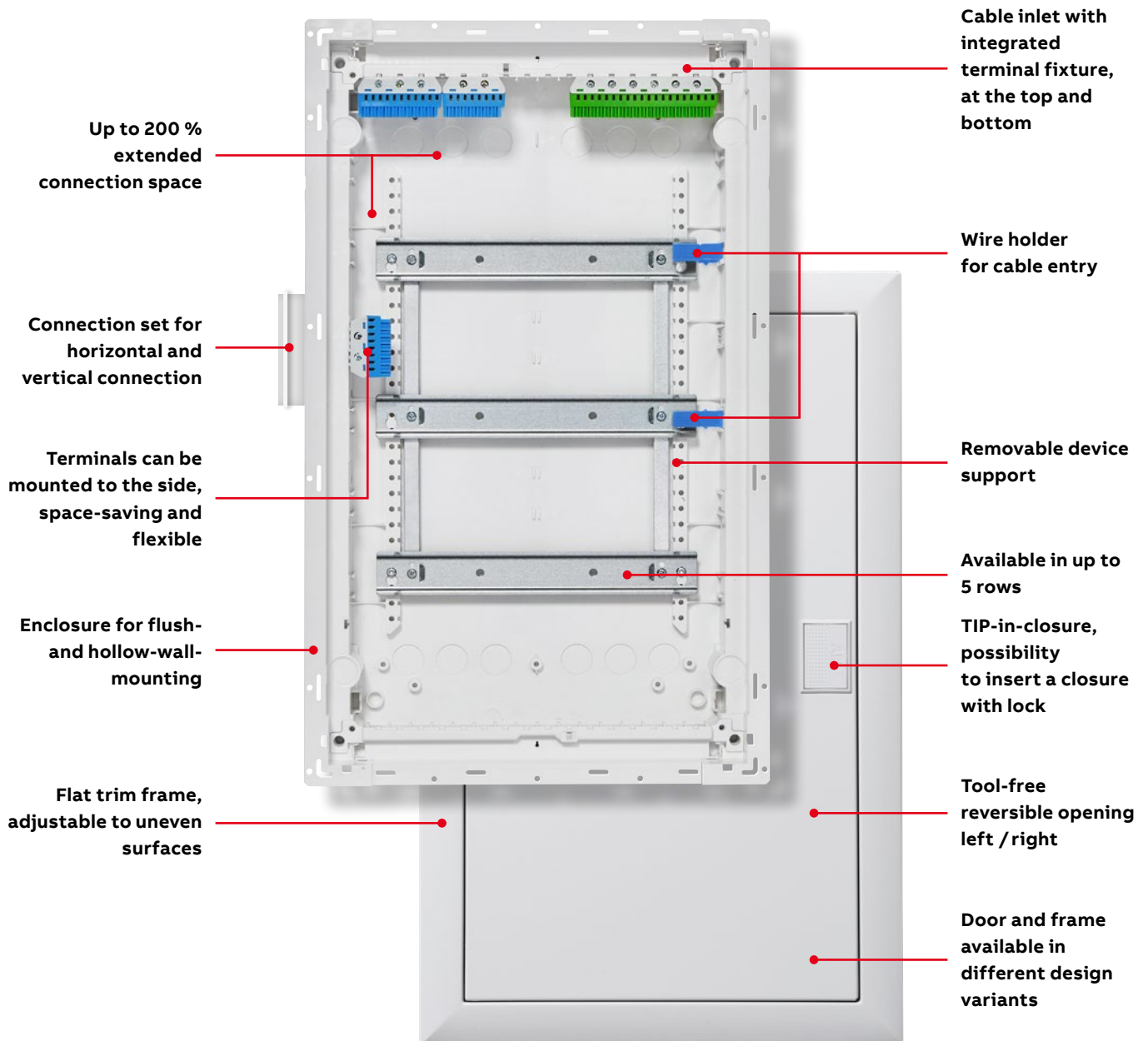
Electrical installation solutions for buildings

Consumer units

Index	
UK600	21/2
UK600 flush- & hollow wall - with N/PE quick-terminals	21/6
UK600 flush- & hollow wall - with N/PE screw-terminals	21/8
UK600 flush- & hollow wall - without terminals	21/10
UK600 basic version without trim frame and door	21/12
UK600 consumer unit - Project options	21/20
UK600 consumer unit - Spare parts and accessories	21/21
UK600 consumer unit - Design solutions	21/22
Media enclosure UK600	21/25
Combi enclosure UK600	21/27
Media - accessories	21/29
MISTRAL41F	21/34
Flush-mounted – Brick wall	21/40
Flush-mounted – Hollow wall	21/42
Flush-mounted with terminals – Brick wall	21/44
Accessories	21/46
MISTRAL41W	21/48
Wall-mounted (650)	21/54
Wall-mounted (750)	21/56
Wall-mounted with terminals (650)	21/58
Accessories	21/60
Terminal bocks	21/62
Terminal bars	21/64
MISTRAL Multimedia	21/66
MISTRAL Multimedia flush- and wall-mounted version	21/67
Other accessories	21/67
MISTRAL65	21/68
MISTRAL65 Wall-mounted	21/84
MISTRAL65H Wall-mounted	21/86
MISTRAL65 Wall-mounted with terminals	21/88
MISTRAL65H Wall-mounted with terminals	21/90
MISTRAL65H Switchboard	21/91
MISTRAL65 / 65H Accessories	21/92
Terminal blocks	21/94
Terminal bars	21/96
basic E	21/98
Flush-mounted	21/100
Wall-mounted	21/101
Mini EUROPA40	21/102
IP 40 and IP 55 panel fronts	21/106

UK600

Consumer units






Snap-on cable inlet with integrated terminal fixture allows easy insertion of incoming and outgoing cables and uses a quick, single-hand-operated push and-stay design, resulting in 80 % more cable inlet space. Both cable inlets can be screwed tight when installation is complete.



The generous wiring space considerably facilitates installation works for up to 200 % more wiring space and "slide in" wire holder.



All enclosures of the UK600 series are suitable for hollow-wall installation. Upgrading is incredibly quick and simple – just as easy as the hollow wall installation itself. You just need the UZ91P4 hollow wall set for UK600. No screws, yet nothing can slip. Fastening it is as easy as fastening cable ties.



Time-saving installation thanks to intelligent plug-in technology. The N/PE terminals which are laterally assembled provide a high level of flexibility. There are also versions available with screw-type terminals.



An innovative connection set for horizontal and vertical connection of several combi enclosures enables flexible extension and combination options.



The stable, removable device support can be snapped in and is installed quickly without tools. Here too, a variety of common installation techniques have been catered for – the device support can also be fixed in position using screws.



The triple socket makes the connection of different power supplies very easy. It offers 120° swiveling and can be snapped onto cable inlet.




With the new media enclosure all conceivable devices such as routers or media modules find a safe space. The innovative combi enclosure combines the media and the consumer unit in one single cabinet, with a flexible partition separating the two parts from each other.



An attractive design feature – a perfect example of how easy it can be to combine functionality with design. The variety of high-quality doors and frame designs make the UK600 consumer units and media enclosures a design element in every living space. Media doors are available as Wifi-friendly and ventilated versions.

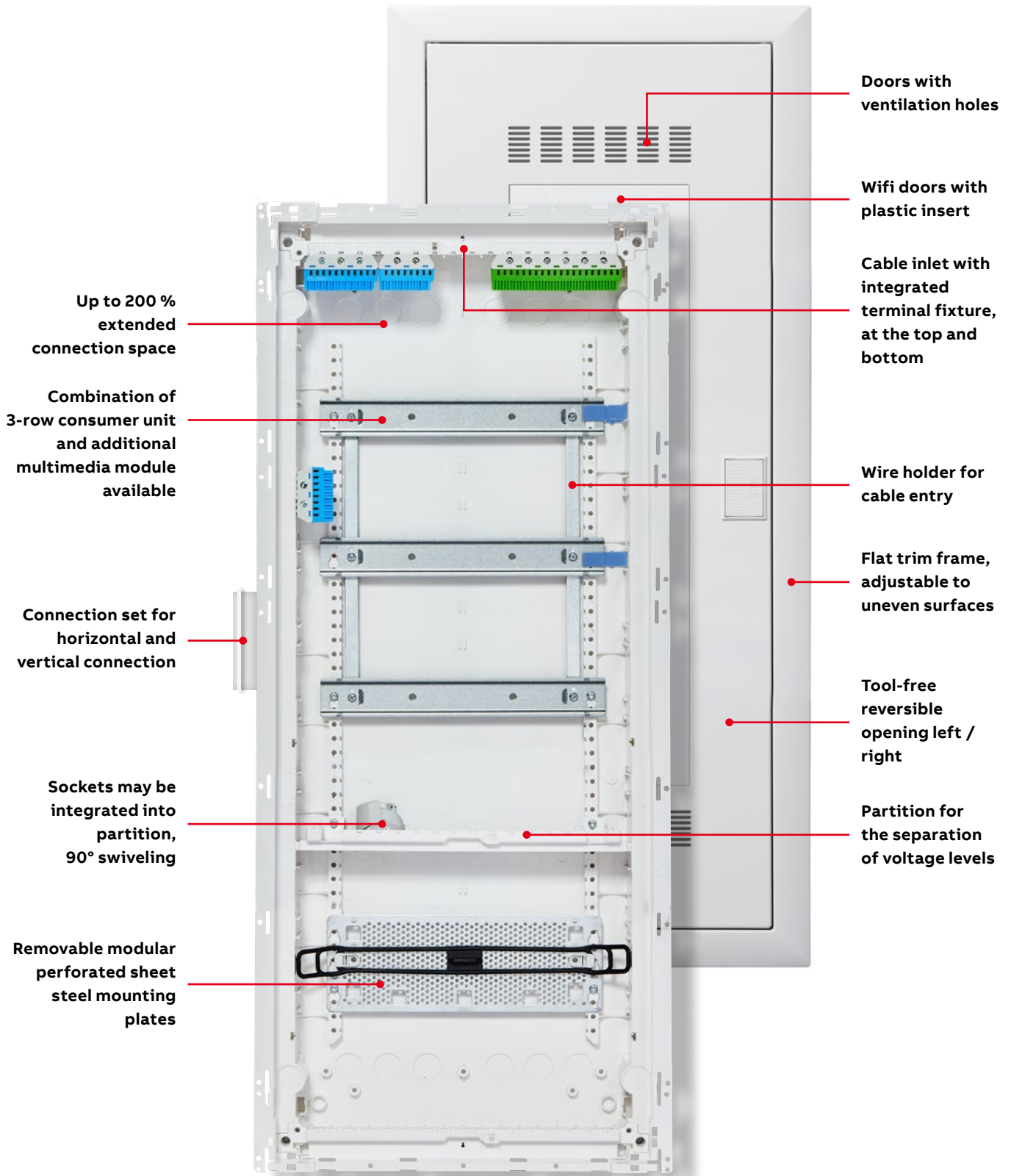
UK600

Media enclosures



UK600

Combi enclosures



Consumer units

UK600 flush- & hollow wall - with N/PE quick-terminals

- 01 N/PE quick-terminals
- 02 Wall box
- 03 Device carrier
- 04 Cover
- 05 Trim frame with sheet steel door

Flush-mounted consumer units – UK600, IP30 - , ; *

I_n up to 63 A

Consumer units DIN EN 60670-24, DIN 43871

For building installation according to DIN 18015

Mechanical impact strength: IK07

Available in 1 up to 5 row versions as flush-mounted consumer units

Can be upgraded for surface-mounting or partially recessed mounting

Upgradeable for hollow-wall-mounting using UZ91P4

Wall box:

- non-warp, break-proof, non-flammable, low-halogen plastic
- with cable strain relief comb
- with detachable cable inlets
- combinable

Wall grips

Reversible opening (tool-free)

Communication channel for horizontal and vertical connection

Device support with removable DIN rail

With N/PE quick-terminals

Wire holder for professional cable organization

Cover with 90° quick-action screws, lead-sealable


45 mm slots for 12 devices, expandable to 14

Labelling system

Trim frame and sheet steel door, adjustable for uneven surface

Colour: White, RAL 9016

*in connection with hollow-wall-mounting set UZ91P4



Consumer units

UK600 flush- & hollow wall - with N/PE quick-terminals



UK612N2



UK624N3



UK636N3



UK648N3



UK660N4

Article	H x W x D (mm)	SU	Type	Ord. no.
Flush-mounted consumer units, 1-row				
Niche dimensions for flush-mounting	355 x 367 x 95	12	UK612N2	2CPX031369R9999
Wall cut out dimensions for hollow-wall-mounting	328 x 340 x 88	(13)		
With N/PE quick-terminals: ZK51B, ZK82B, ZK113G				
Flush-mounted consumer units, 2-row				
Niche dimensions for flush-mounting	480 x 367 x 95	24	UK624N3	2CPX031370R9999
Wall cut out dimensions for hollow-wall-mounting	453 x 340 x 88	(28)		
With N/PE quick-terminals: ZK51B, ZK82B, ZK144G				
Flush-mounted consumer units, 3-row				
Niche dimensions for flush-mounting	605 x 367 x 95	36	UK636N3	2CPX031371R9999
Wall cut out dimensions for hollow-wall-mounting	578 x 340 x 88	(41)		
With N/PE quick-terminals: ZK51B, 2 x ZK113B, ZK206G				
Flush-mounted consumer units, 4-row				
Niche dimensions for flush-mounting	730 x 367 x 95	48	UK648N3	2CPX031372R9999
Wall cut out dimensions for hollow-wall-mounting	703 x 340 x 88	(56)		
With N/PE quick-terminals: 2 x ZK82B, ZK144B, ZK237G				
Flush-mounted consumer units, 5-row				
Niche dimensions for flush-mounting	855 x 367 x 95	60	UK660N4	2CPX031373R9999
Wall cut out dimensions for hollow-wall-mounting	828 x 340 x 88	(70)		
With N/PE quick-terminals: ZK51B, 2 x ZK82B, ZK144B, ZK268G				

> N/PE quick-terminals, see page 19

> Technical specifications and dimensions of UK600 see technical catalogue B page 2-9

Consumer units

UK600 flush- & hollow wall - with N/PE screw-terminals

- 01 Screw-terminals
- 02 Wall box
- 03 Device carrier
- 04 Cover
- 05 Trim frame with sheet steel door

Flush-mounted consumer units – UK600, IP30 , ; *

I_n up to 63 A

Consumer units DIN EN 60670-24, DIN 43871

For building installation according to DIN 18015

Mechanical impact strength: IK07

Available in 1 up to 5 row versions as flush-mounted consumer units

Can be upgraded for surface-mounting or partially recessed mounting

Upgradeable for hollow-wall-mounting using UZ91P4

Wall box:

- non-warp, break-proof, non-flammable, low-halogen plastic
- with cable strain relief comb
- with detachable cable inlets
- combinable

Wall grips

Reversible opening (tool-free)

Communication channel for horizontal and vertical connection

Device support with removable DIN rail

With N/PE screw-terminals

Wire holder for professional cable organization

Cover with 90° quick-action screws, lead-sealable

45 mm slots for 12 devices, expandable to 14

Labelling system

Trim frame and sheet steel door, adjustable for uneven surface

Colour: White, RAL 9016

*in connection with hollow-wall-mounting set UZ91P4



Consumer units

UK600 flush- & hollow wall - with N/PE screw-terminals



UK612E3



UK624E3



UK636E3



UK648E3



UK660E3

Article	H x W x D (mm)	SU	Type	Ord. no.
Flush-mounted consumer units, 1-row				
Niche dimensions for flush-mounting	355 x 367 x 95	12	UK612E2	2CPX077840R9999
Wall cut out dimensions for hollow-wall-mounting	328 x 340 x 88	(13)		
With N/PE screw-terminals: ZK507, ZKS6B, ZKS16G				
Flush-mounted consumer units, 2-row				
Niche dimensions for flush-mounting	480 x 367 x 95	24	UK624E3	2CPX077841R9999
Wall cut out dimensions for hollow-wall-mounting	453 x 340 x 88	(28)		
With N/PE screw-terminals: ZK507, ZKS16B, ZKS21G				
Flush-mounted consumer units, 3-row				
Niche dimensions for flush-mounting	605 x 367 x 95	36	UK636E3	2CPX077842R9999
Wall cut out dimensions for hollow-wall-mounting	578 x 340 x 88	(41)		
With N/PE screw-terminals: ZK507, 2 x ZKS11B, ZKS26G				
Flush-mounted consumer units, 4-row				
Niche dimensions for flush-mounting	730 x 367 x 95	48	UK648E3	2CPX077843R9999
Wall cut out dimensions for hollow-wall-mounting	703 x 340 x 88	(56)		
With N/PE screw-terminals: ZK507, ZKS11B, ZKS16B, ZKS26G				
Flush-mounted consumer units, 5-row				
Niche dimensions for flush-mounting	855 x 367 x 95	60	UK660E3	2CPX077844R9999
Wall cut out dimensions for hollow-wall-mounting	828 x 340 x 88	(70)		
With N/PE screw-terminals: ZK507, 2 x ZKS16B, ZKS11G, ZKS21G				

> N/PE quick-terminals, see page 19

> Technical specifications and dimensions of UK600 see technical catalogue B page 2-9

Consumer units

UK600 flush- & hollow wall - without terminals

- 01 Wall box
- 02 Device carrier
- 03 Cover
- 04 Trim frame with sheet steel door

Flush-mounted consumer units – UK600, IP30 , ; *

I_n up to 63 A

Consumer units DIN EN 60670-24, DIN 43871

For building installation according to DIN 18015

Mechanical impact strength: IK07

Available in 1 up to 5 row versions as flush-mounted consumer units

Can be upgraded for surface-mounting or partially recessed mounting

Upgradeable for hollow-wall-mounting using UZ91P4

Wall box:

- non-warp, break-proof, non-flammable, low-halogen plastic
- with cable strain relief comb
- with detachable cable inlets
- combinable

Wall grips

Reversible opening (tool-free)

Communication channel for horizontal and vertical connection

Device support with removable DIN rail

Without terminals

Wire holder for professional cable organization

Cover with 90° quick-action screws, lead-sealable


45 mm slots for 12 devices, expandable to 14

Labelling system

Trim frame and sheet steel door, adjustable for uneven surface

Colour: White, RAL 9016

*in connection with hollow-wall-mounting set UZ91P4



Consumer units

UK600 flush- & hollow wall - without terminals



UK612K



UK624K



UK636K



UK648K



UK660K

Article	H x W x D (mm)	SU	Type	Ord. no.
Flush-mounted consumer units, 1-row				
Niche dimensions for flush-mounting	355 x 367 x 95	12	UK612K	2CPX031379R9999
Wall cut out dimensions for hollow-wall-mounting	328 x 340 x 88	(13)		
Flush-mounted consumer units, 2-row				
Niche dimensions for flush-mounting	480 x 367 x 95	24	UK624K	2CPX031380R9999
Wall cut out dimensions for hollow-wall-mounting	453 x 340 x 88	(28)		
Flush-mounted consumer units, 3-row				
Niche dimensions for flush-mounting	605 x 367 x 95	36	UK636K	2CPX031381R9999
Wall cut out dimensions for hollow-wall-mounting	578 x 340 x 88	(41)		
Flush-mounted consumer units, 4-row				
Niche dimensions for flush-mounting	730 x 367 x 95	48	UK648K	2CPX031382R9999
Wall cut out dimensions for hollow-wall-mounting	703 x 340 x 88	(56)		
Flush-mounted consumer units, 5-row				
Niche dimensions for flush-mounting	855 x 367 x 95	60	UK660K	2CPX031383R9999
Wall cut out dimensions for hollow-wall-mounting	828 x 340 x 88	(70)		

> Technical specifications and dimensions of UK600 see technical catalogue B page 2-9

Consumer units

UK600 basic version without trim frame and door

- 01 N/PE quick-terminals
- 02 Wall box
- 03 Device carrier
- 04 Cover

Flush-mounted consumer units – UK600, IP30 – , ; *

I_n up to 63 A

Consumer units DIN EN 60670-24, DIN 43871

For building installation according to DIN 18015

Mechanical impact strength: IK07

Available in 1 up to 5 row versions as flush-mounted consumer units

Can be upgraded for surface-mounting or partially recessed mounting

Upgradeable for hollow-wall-mounting using UZ91P4

Wall box:

- non-warp, break-proof, non-flammable, low-halogen plastic
- with cable strain relief comb
- with detachable cable inlets
- combinable

Wall grips

Reversible opening (tool-free)

Communication channel for horizontal and vertical connection

Device support with removable DIN rail

With N/PE quick-terminals

Wire holder for professional cable organization

Cover with 90° quick-action screws, lead-sealable

45 mm slots for 12 devices, expandable to 14

Labelling system

Trim frame and sheet steel door, adjustable for uneven surface

Colour: White, RAL 9016

*in connection with hollow-wall-mounting set UZ91P4



Consumer units

UK600 basic version without trim frame and door



UK612NB



UK624NB



UK636NB



UK648NB



UK660NB

Article	H x W x D (mm)	SU	Type	Ord. no.
Flush-mounted consumer units, 1-row				
Niche dimensions for flush-mounting	355 x 367 x 95	12	UK612NB	2CPX031374R9999
Wall cut out dimensions for hollow-wall-mounting	328 x 340 x 88	(13)		
With N/PE quick-terminals: ZK51B, ZK82B, ZK113G				
Flush-mounted consumer units, 2-row				
Niche dimensions for flush-mounting	480 x 367 x 95	24	UK624NB	2CPX031375R9999
Wall cut out dimensions for hollow-wall-mounting	453 x 340 x 88	(28)		
With N/PE quick-terminals: ZK51B, ZK82B, ZK144G				
Flush-mounted consumer units, 3-row				
Niche dimensions for flush-mounting	605 x 367 x 95	36	UK636NB	2CPX031376R9999
Wall cut out dimensions for hollow-wall-mounting	578 x 340 x 88	(41)		
With N/PE quick-terminals: ZK51B, 2 x ZK113B, ZK206G				
Flush-mounted consumer units, 4-row				
Niche dimensions for flush-mounting	730 x 367 x 95	48	UK648NB	2CPX031377R9999
Wall cut out dimensions for hollow-wall-mounting	703 x 340 x 88	(56)		
With N/PE quick-terminals: 2 x ZK82B, ZK144B, ZK237G				
Flush-mounted consumer units, 5-row				
Niche dimensions for flush-mounting	855 x 367 x 95	60	UK660NB	2CPX031378R9999
Wall cut out dimensions for hollow-wall-mounting	828 x 340 x 88	(70)		
With N/PE quick-terminals: ZK51B, 2 x ZK82B, ZK144B, ZK268G				

Consumer units

UK600 basic version without trim frame and door

- 01 Screw-terminals
- 02 Wall box
- 03 Device carrier
- 04 Cover
- 05 Trim frame with sheet steel door

Flush-mounted consumer units – UK600, IP30, ;*

I_n up to 63 A

Consumer units DIN EN 60670-24, DIN 43871

For building installation according to DIN 18015

Mechanical impact strength: IK07

Available in 1 up to 5 row versions as flush-mounted consumer units

Can be upgraded for surface-mounting or partially recessed mounting

Upgradeable for hollow-wall-mounting using UZ91P4

Wall box:

- non-warp, break-proof, non-flammable, low-halogen plastic
- with cable strain relief comb
- with detachable cable inlets
- combinable

Wall grips

Reversible opening (tool-free)

Communication channel for horizontal and vertical connection

Device support with removable DIN rail

With N/PE screw-terminals

Wire holder for professional cable entry

Cover with 90° quick-action screws, lead-sealable


45 mm slots for 12 devices, expandable to 14

Labelling system

Trim frame and sheet steel door, adjustable for uneven surface

Colour: White, RAL 9016

*in connection with hollow-wall-mounting set UZ91P4



Consumer units

UK600 basic version without trim frame and door



UK612EB



UK624EB



UK636EB



UK648EB



UK660EB

Article	H x W x D (mm)	SU	Type	Ord. no.
Flush-mounted consumer units, 1-row				
Niche dimensions for flush-mounting	355 x 367 x 95	12	UK612EB	2CPX077845R9999
Wall cut out dimensions for hollow-wall-mounting	328 x 340 x 88	(13)		
With N/PE screw-terminals: ZK507, ZKS6B, ZKS16G				
Flush-mounted consumer units, 2-row				
Niche dimensions for flush-mounting	480 x 367 x 95	24	UK624EB	2CPX077846R9999
Wall cut out dimensions for hollow-wall-mounting	453 x 340 x 88	(28)		
With N/PE screw-terminals: ZK507, ZKS16B, ZKS21G				
Flush-mounted consumer units, 3-row				
Niche dimensions for flush-mounting	605 x 367 x 95	36	UK636EB	2CPX077847R9999
Wall cut out dimensions for hollow-wall-mounting	578 x 340 x 88	(41)		
With N/PE screw-terminals: ZK507, 2 x ZKS11B, ZKS26G				
Flush-mounted consumer units, 4-row				
Niche dimensions for flush-mounting	730 x 367 x 95	48	UK648EB	2CPX077848R9999
Wall cut out dimensions for hollow-wall-mounting	703 x 340 x 88	(56)		
With N/PE screw-terminals: ZK507, ZKS11B, ZKS16B, ZKS26G				
Flush-mounted consumer units, 5-row				
Niche dimensions for flush-mounting	855 x 367 x 95	60	UK660EB	2CPX077849R9999
Wall cut out dimensions for hollow-wall-mounting	828 x 340 x 88	(70)		
With N/PE screw-terminals: ZK507, 2 x ZKS16B, ZKS11G, ZKS21G				


* In connection with a standard door, with TIP-in closure there will be one space unit less.

Consumer units

N/PE quick-terminals

Configure based on your needs

The modularity and the extensive range of products allow customizing the products to the needs based on real-world use. Various quick-terminals can be combined on one quick carrier as necessary. If a larger N or PE terminal has to be used, simply connect two quick-terminals using the ZK10P10 connecting bridge.



Product benefits

- Flexible terminal system for several N potentials:
Screw connections: 2.5 to 25 mm² for rigid conductors; for flexible conductors up to 25 mm² (wire end sleeves required)
- Spring connection: 1.5 to 4 mm² for rigid conductors; for flexible conductors up to 25 mm² (wire end sleeves required)
- Optimal when using several residual current circuit breakers
- Ease of expansion using connecting bridges
- Precise assignment of the terminals by clear colour coding: N = blue, PE = yellow-green
- Easy labelling of the terminals using pre-printed, self-adhesive number strips
- Wide range of applications: may be used in the UK600 and MISTRAL65 consumer unit series, in all compact distribution boards, and with all meter cabinets, wall-mounting and floor-standing cabinets

N/PE terminals with units	N quick-terminals	Screw connection system	Spring connection system	PE quick-terminals	Screw connection system	Spring connection system
		ZK50B				
		ZK50BT	0 x 25 mm ²			
		ZK51B	1 x 25 mm ²		ZK51G	1 x 25 mm ² / 5 x 1,5 - 4 mm ²
		ZK82B	2 x 25 mm ²		ZK82G	2 x 25 mm ² / 8 x 1,5 - 4 mm ²
		ZK113B	3 x 25 mm ²		ZK113G	3 x 25 mm ² / 11 x 1,5 - 4 mm ²
		ZK144B	4 x 25 mm ²		ZK144G	4 x 25 mm ² / 14 x 1,5 - 4 mm ²
		ZK175B	5 x 25 mm ²		ZK175G	5 x 25 mm ² / 17 x 1,5 - 4 mm ²
		ZK206B	6 x 25 mm ²		ZK206G	6 x 25 mm ² / 20 x 1,5 - 4 mm ²
		ZK237B	7 x 25 mm ²		ZK237G	7 x 25 mm ² / 23 x 1,5 - 4 mm ²
		ZK268B	8 x 25 mm ²		ZK268G	8 x 25 mm ² / 26 x 1,5 - 4 mm ²

Consumer units

N/PE quick-terminals



ZK51B



ZK50BT



ZK51G



ZK10P10



ZK600

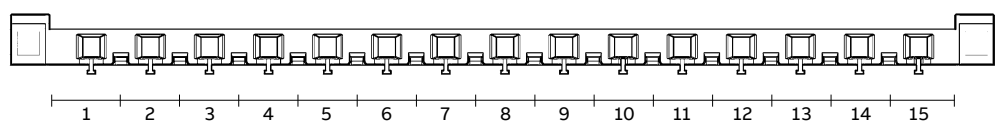


UZB1



ZK603

Article	Number terminals 1.5 x 4 mm ²	Number terminals 2.5 x 25 mm ²	External dimensions H x W x D in mm	Pieces	Type	Ord. no.
N quick-plug terminals For terminal carriers	5 x 1.5 - 4	0 x 25	23 x 32 x 21	1	ZK50B	2CPX062750R9999
	5 x 1.5 - 4	1 x 25	32 x 32 x 31	1	ZK51B	
	8 x 1.5 - 4	2 x 25	32 x 49 x 31	1	ZK82B	2CPX062752R9999
	11 x 1.5 - 4	3 x 25	32 x 65 x 31	1	ZK113B	2CPX062753R9999
	14 x 1.5 - 4	4 x 25	32 x 82 x 31	1	ZK144B	2CPX062754R9999
	17 x 1.5 - 4	5 x 25	32 x 98 x 31	1	ZK175B	2CPX062755R9999
	20 x 1.5 - 4	6 x 25	32 x 115 x 31	1	ZK206B	2CPX062756R9999
	23 x 1.5 - 4	7 x 25	32 x 132 x 31	1	ZK237B	2CPX063163R9999
	26 x 1.5 - 4	8 x 25	32 x 149 x 31	1	ZK268B	2CPX063164R9999
N quick-plug terminals With adapter ZK15 for lateral assembling in the UK6... or for fastening to the DIN rail	5 x 1.5 - 4	0 x 25	28 x 39 x 25	1	ZK50BT	2CPX062745R9999
PE quick-plug terminals For terminal carriers	5 x 1.5 - 4	1 x 25	32 x 32 x 31	1	ZK51G	2CPX062757R9999
	8 x 1.5 - 4	2 x 25	32 x 49 x 31	1	ZK82G	2CPX062758R9999
	11 x 1.5 - 4	3 x 25	32 x 65 x 31	1	ZK113G	2CPX062759R9999
	14 x 1.5 - 4	4 x 25	32 x 82 x 31	1	ZK144G	2CPX062760R9999
	17 x 1.5 - 4	5 x 25	32 x 98 x 31	1	ZK175G	2CPX062761R9999
	20 x 1.5 - 4	6 x 25	32 x 115 x 31	1	ZK206G	2CPX062762R9999
	23 x 1.5 - 4	7 x 25	32 x 132 x 31	1	ZK237G	2CPX063165R9999
Connecting bridges For terminal carriers				10	ZK10P10	2CPX062763R9999
				1	ZK600	2CPX064980R9999
Quick-carriers For UK6... consumer units Usable width for terminals 247 mm 15 units				1	ZK600	2CPX064980R9999
Cable inlet for wall box With integrated terminal carrier Top or bottom, 1 to 5 rows Usable width for terminals 277 mm, 17 units				1	UZB1	2CPX031407R9999
N/PE quick-plug terminal set for UK... Type With Quick-plug terminals: ZK144B: N 4 x 25 + 14 x 4 mm ² ZK82B: N 2 x 25 + 8 x 4 mm ² ZK206G: PE 6 x 25 + 20 x 4 mm ²				1	ZK603	2CPX063177R9999



Consumer units


N/PE screw terminals

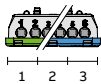


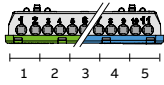





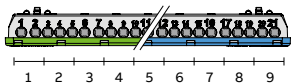


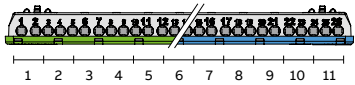


Configure based on your needs

The modularity and the extensive range of products allow customizing the new products to the needs based on real-world use. Various terminals can be combined on one common carrier as necessary.

Product benefits

- Flexible terminal system for several N potentials:
Screw connections: 1.5 to 16 mm² for rigid conductors; for flexible conductors up to 16 mm² (wire end sleeves required)
- Optimal when using several residual current circuit breakers
- Precise assignment of the terminals by clear colour coding: N = blue, PE = yellow-green
- Easy labelling of the terminals using pre-printed, self-adhesive number strips
- Wide range of applications: may be used in the UK600 and MISTRAL65 consumer unit series, in all compact distribution boards, and with all meter cabinets, wall-mounting and floor-standing cabinets



N/PE terminals with units	N screw-terminals	Screw connection system	PE screw-terminals	Screw connection system
	 ZKS6B	3 x 6 mm ²	 ZKS6G	3 x 6 mm ² 3 x 16 mm ²
	 ZKS11B	5 x 6 mm ²	 ZKS11G	5 x 6 mm ² 5 x 16 mm ²
	 ZKS16B	9 x 6 mm ²	 ZKS16G	9 x 6 mm ² 7 x 16 mm ²
	 ZKS21B	12 x 6 mm ²	 ZKS21G	12 x 6 mm ² 9 x 16 mm ²
	 ZKS26B	15 x 6 mm ²	 ZKS26G	15 x 6 mm ² 11 x 16 mm ²

Consumer units

N/PE screw terminals



ZKS6B



ZKS11B



ZKS16B



ZKS21B



ZKS26B



ZKS6G



ZKS11G



ZKS16G



ZKS21G



ZKS21G

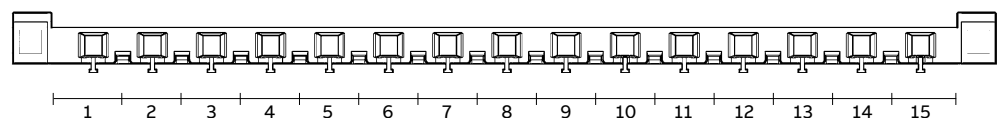


ZK507



ZK600

Article	Number terminals 1.5 x 6 mm ²	Number terminals 1.5 x 16 mm ²	External dimensions H x W x D in mm	Pieces	Type	Ord. no.
N screw-terminals	3 x 6	3 x 16	27 x 50 x 20	1	ZKS6B	2CPX063167R9999
For terminal carriers	6 x 6	5 x 16	27 x 83 x 20	1	ZKS11B	2CPX063168R9999
	9 x 6	7 x 16	27 x 116 x 20	1	ZKS16B	2CPX063169R9999
	12 x 6	9 x 16	27 x 149 x 20	1	ZKS21B	2CPX063170R9999
	15 x 6	11 x 16	27 x 182 x 20	1	ZKS26B	2CPX063171R9999
PE screw-terminals	3 x 6	3 x 16	27 x 50 x 20	1	ZKS6G	2CPX063172R9999
For terminal carriers	6 x 6	5 x 16	27 x 83 x 20	1	ZKS11G	2CPX063173R9999
	9 x 6	7 x 16	27 x 116 x 20	1	ZKS16G	2CPX063174R9999
	12 x 6	9 x 16	27 x 149 x 20	1	ZKS21G	2CPX063175R9999
	15 x 6	11 x 16	27 x 182 x 20	1	ZKS26G	2CPX063176R9999
N-FI rail				1	ZK507	2CPX030892R9999
3 x 16 mm ² + 2 x 10 mm ² Cu pluggable						
Quick-carriers				1	ZK600	2CPX063178R9999
For UK6... consumer units Usable width for terminals 247 mm 15 units						




Consumer units

UK600 consumer unit


Project options



UZB636



UZS636B



UZS636N



UZS636K

Article	Pieces	Type	Ord. no.
Wall box with wall grips			
To be used with UK61...	1	UZB612	2CPX031113R9999
To be used with UK62...	1	UZB624	2CPX031114R9999
To be used with UK63...	1	UZB636	2CPX031115R9999
To be used with UK64...	1	UZB648	2CPX031116R9999
To be used with UK66..	1	UZB660	2CPX031117R9999

Article	Pieces	Type	Ord. no.
Cover, device support and N/PE quick-plug terminals			
To be used with UK61...	1	UZS612B	2CPX031139R9999
To be used with UK62...	1	UZS624B	2CPX031140R9999
To be used with UK63...	1	UZS636B	2CPX031141R9999
To be used with UK64...	1	UZS648B	2CPX031142R9999
To be used with UK66..	1	UZS660B	2CPX031143R9999


Article	Pieces	Type	Ord. no.
Trim frame with door, cover, device support and N/PE quick-plug terminals			
To be used with UK61...	1	UZS612N	2CPX031131R9999
To be used with UK62...	1	UZS624N	2CPX031132R9999
To be used with UK63...	1	UZS636N	2CPX031133R9999
To be used with UK64...	1	UZS648N	2CPX031134R9999
To be used with UK66..	1	UZS660N	2CPX031135R9999

Article	Pieces	Type	Ord. no.
Trim frame with door, cover, device support and DIN rail for terminal blocks			
To be used with UK63...	1	UZS636K	2CPX031136R9999
To be used with UK64...	1	UZS648K	2CPX031137R9999
To be used with UK66..	1	UZS660K	2CPX031138R9999

Consumer units

UK600 consumer unit

Spare parts and accessories



AP636



UZB1



UZB2



UZB3



UZT1



UZT2



UZT3



UZT4

Article	Pieces	Type	Ord. no.
Surface mounting			
For wall-mounting or partially recessed installation with predetermined breaking points, only suitable for standard door			
To be used with UK61...	1	AP612	2CPX031402R9999
To be used with UK62...	1	AP624	2CPX031403R9999
To be used with UK63...	1	AP636	2CPX031404R9999
To be used with UK64...	1	AP648	2CPX031405R9999
To be used with UK66..	1	AP660	2CPX031406R9999
Cable inlet			
With integrated terminal carrier Top or bottom, 1 to 5 rows Usable width for terminals 277 mm, 17 units			
UZB1	1	UZB1	2CPX031407R9999
Connecting channel for horizontal and vertical aposition and cross-wiring of the consumer units			
UZB2	1	UZB2	2CPX031408R9999
Horizontal partition with integrated terminal carrier, Knock-out for two sockets, type ZE224 and five knock-outs for communications racks*			
UZB3	1	UZB3	2CPX031409R9999
Hinge set for UK600			
UZT1	2	UZT1	2CPX031410R9999
TIP-in-closure Colour: White, RAL 9016			
UZT2	1	UZT2	2CPX031411R9999
Closure with lock, standard With 2 keys			
UZT3	1	UZT3	2CPX031412R9999
Closure with lock, Ronis With 2 keys			
UZT4	1	UZT4	2CPX031413R9999

Consumer units

UK600 consumer unit

Design solutions



UZT5



UZ4P2



UZG636



UZA636



UZM620



UZ91P4



ZA120



ZA89P20

Article	Pieces	Type	Ord. no.
Labelling system Self-adhesive With labelling panels and numbers 1-70 with legend	1	UZT5	2CPX031429R9999
Wall grips To fix the wall box in two mounting depths	4	UZ4P2	2CPX062447R9999
DIN rail with device insert			
To be used with UK61...	1	UZG612	2CPX031118R9999
To be used with UK62...	1	UZG624	2CPX031119R9999
To be used with UK63...	1	UZG636	2CPX031120R9999
To be used with UK64...	1	UZG648	2CPX031121R9999
To be used with UK66..	1	UZG660	2CPX031122R9999
Cover with 90° quick-action screws			
To be used with UK61...	1	UZA612	2CPX031123R9999
To be used with UK62...	1	UZA624	2CPX031124R9999
To be used with UK63...	1	UZA636	2CPX031125R9999
To be used with UK64...	1	UZA648	2CPX031126R9999
To be used with UK66..	1	UZA660	2CPX031127R9999
Mounting plate, sheet steel, galvanised			
To be used with UK61..., H x W = 212 x 242 mm	1	UZM610	2CPX031414R9999
To be used with UK62..., H x W = 337 x 242 mm	1	UZM620	2CPX031415R9999
To be used with UK63..., H x W = 462 x 242 mm	1	UZM630	2CPX031416R9999
To be used with UK64..., H x W = 587 x 242 mm	1	UZM640	2CPX031417R9999
To be used with UK65..., H x W = 712 x 242 mm	1	UZM650	2CPX031418R9999
Hollow-wall-mounting set To modify the flush-mounting consumer unit into a hollow-wall consumer unit UK600 (type label and 20 cable ties included) wall thickness min. 8 mm, max. 35 mm	4	UZ91P4	2CPX031434R9999
Touch-up applicator Colour: RAL 9016, 12 ml	1	ZA120	2CPX039043R9999
Screws 20 pcs. for fixing DIN rails and mounting plates	1	ZA89P20	2CPX062376R9999

Consumer units

UK600 consumer unit

Design solutions



BL610



BL611

Article	To be used with...	Pieces	Type	Ord. no.
Trim frame with door (standard) Colour: White, RAL 9016 sheet steel, powder coated	UK61..	1	BL610	2CPX031081R9999
	UK62..	1	BL620	2CPX031082R9999
	UK63..	1	BL630	2CPX031083R9999
	UK64..	1	BL640	2CPX031084R9999
	UK66..	1	BL650	2CPX031085R9999

Trim frame with door Colour: Anthracite, RAL 7016 sheet steel, powder coated	UK61..	1	BL611	2CPX031086R9999
	UK62..	1	BL621	2CPX031087R9999
	UK63..	1	BL631	2CPX031088R9999
	UK64..	1	BL641	2CPX031089R9999
	UK66..	1	BL651	2CPX031090R9999

Article	To be used with...	Pieces	Type	Ord. no.	EUR
Blackboard foil For labelling of UK600 sheet steel doors	UK61..	1	UZ640D		
	UK62..	10	UZ640DP10	2CPX031790R9999	
	UK63..				
	UK64..				
	UK66..				
Stones Design foil for UK600 sheet steel doors	UK61..	1	UZ641D	2CPX031787R9999	
	UK62..	10	UZ641DP10	2CPX031791R9999	
	UK63..				
	UK64..				
	UK66..				
Wooden walkway Design foil for UK600 sheet steel doors	UK61..	1	UZ642D	2CPX031788R9999	
	UK62..	10	UZ642DP10	2CPX031792R9999	
	UK63..				
	UK64..				
	UK66..				
Water drops Design foil for UK600 sheet steel doors	UK61..	1	UZ643D	2CPX031789R9999	
	UK62..	10	UZ643DP10	2CPX031793R9999	
	UK63..				
	UK64..				
	UK66..				



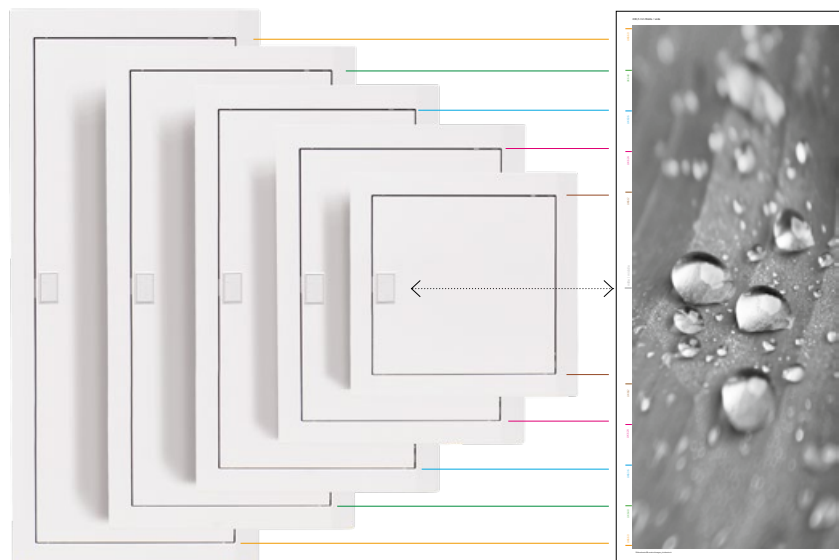
Black-board foil

Stones



Wooden walkway

Water drops



Consumer units

UK600 consumer unit

Design solutions



BL630D



UZD630



UZD631



UZD632



UZD633



UZD634



UZD635

Article	To be used with...	Pieces	Type	Ord. no.
Interchangeable design frame Aluminium brushed, stainless steel finish without insert	UK62..	1	BL620D	2CPX031794R9999
	UK63..	1	BL630D	2CPX031795R9999
	UK64..	1	BL640D	2CPX031796R9999
	UK66..	1	BL650D	2CPX031797R9999

Inserts for the interchangeable design frame

Image insert For your own images as you wish	UK62..	1	UZD620	2CPX031762R9999
	UK63..	1	UZD630	2CPX031768R9999
	UK64..	1	UZD640	2CPX031774R9999
	UK66..	1	UZD650	2CPX031780R9999

Pinboard insert Grey felt with pins	UK62..	1	UZD621	2CPX031763R9999
	UK63..	1	UZD631	2CPX031769R9999
	UK64..	1	UZD641	2CPX031775R9999
	UK66..	1	UZD651	2CPX031781R9999

Mirror insert	UK62..	1	UZD622	2CPX031764R9999
	UK63..	1	UZD632	2CPX031770R9999
	UK64..	1	UZD642	2CPX031776R9999
	UK66..	1	UZD652	2CPX031782R9999

Stainless steel finish insert	UK62..	1	UZD623	2CPX031765R9999
	UK63..	1	UZD633	2CPX031771R9999
	UK64..	1	UZD643	2CPX031777R9999
	UK66..	1	UZD653	2CPX031783R9999

LED panel insert With backlight foil*	UK62..	1	UZD624	2CPX031766R9999
	UK63..	1	UZD634	2CPX031772R9999
	UK64..	1	UZD644	2CPX031778R9999
	UK66..	1	UZD654	2CPX031784R9999

Wooden finish insert With 5 magnetic pins	UK62..	1	UZD625	2CPX031767R9999
	UK63..	1	UZD635	2CPX031773R9999
	UK64..	1	UZD645	2CPX031779R9999
	UK66..	1	UZD655	2CPX031785R9999

*12 V DC REG voltage supply must be ordered separately.

Consumer units

Media enclosure UK600

Flush-mounted consumer units – UK600, IP30 - , ; *

Consumer units UK600 as multimedia version,
dimensions according to the standard enclosures as per DIN 43871

Mechanical impact strength: IK07

Available in 2 up to 5 row versions as flush-mounted consumer units

Can be upgraded for surface-mounting or partially recessed mounting

Upgradeable for hollow-wall-mounting using UZ91P4

Wall box:

- non-warp, break-proof, non-flammable, low-halogen plastic
- with cable strain relief comb
- with detachable cable inlets
- combinable

Reversible opening (tool-free)

Communication channel for horizontal and vertical connection

With removable DIN rail in the top row

Patch panel in isolated design for up to 12 keystone modules

Modular perforated sheet steel mounting plate for devices

Simple and tool-free installation of the devices using the "device strap"

120° swiveling triple socket for the power supply of built-in devices

Wire holder for professional cable organization

With trim frame and sheet steel doors as sheet steel door with white plastic insert, for improved Wifi signals or as basic option without trim frame and door

*in connection with hollow-wall-mounting set UZ91P4



Consumer units

Media enclosure UK600



UK636MV



UK636MW



UK630MV



UK630MVB



UK630MB

Article	Dimensions	H x D x D (mm)	Type	Ord. no.
Flush-mounted media enclosure with trim frame and door with ventilation holes				
Wall box with modular perforated sheet steel mounting plates and removable DIN rail Wire holder for cable entry Patch panel for up to 12 keystone modules Snap-on triple socket swiveling 120° with EURO insert Device strap for tool-free installation. Sheet steel door ventilated	3 rows Niche wall cut out dimensions	605 x 367 x 95 578 x 340 x 88	UK636MV	2CPX031384R9999
	4 rows Niche wall cut out dimensions	730 x 367 x 95 703 x 340 x 88	UK648MV	2CPX031385R9999
	5 rows Niche wall cut out dimensions	855 x 367 x 95 828 x 340 x 88	UK660MV	2CPX031386R9999
Flush-mounted media enclosure with trim frame and ventilated Wifi door				
Wall box with modular perforated sheet steel mounting plates and removable DIN rail Wire holder for cable entry Patch panel for up to 12 keystone modules Snap-on triple socket swiveling 120° with EURO insert Device strap for tool-free installation. Sheet steel door with white plastic insert 30% transparent, for improved Wifi signals	3 rows Niche wall cut out dimensions	605 x 367 x 95 578 x 340 x 88	UK636MW	2CPX031387R9999
	4 rows Niche wall cut out dimensions	730 x 367 x 95 703 x 340 x 88	UK648MW	2CPX031388R9999
	5 rows Niche wall cut out dimensions	855 x 367 x 95 828 x 340 x 88	UK660MW	2CPX031389R9999
Flush-mounted media enclosure with trim frame and door with ventilation holes				
Wall box with modular perforated sheet steel mounting plates and removable DIN rail Wire holder for cable entry Dual socket with mounting bracket Device strap for tool-free installation Sheet steel door ventilated	2 rows Niche wall cut out dimensions	480 x 367 x 95 453 x 340 x 88	UK620MV	2CPX031390R9999
	3 rows Niche wall cut out dimensions	605 x 367 x 95 578 x 340 x 88	UK630MV	2CPX031391R9999
	4 rows Niche wall cut out dimensions	730 x 367 x 95 703 x 340 x 88	UK640MV	2CPX031392R9999
	5 rows Niche wall cut out dimensions	855 x 367 x 95 828 x 340 x 88	UK650MV	2CPX031393R9999
Flush-mounted media enclosure with trim frame and door with ventilation holes, without socket				
Wall box with modular perforated sheet steel mounting plates and removable DIN rail Wire holder for cable entry Without socket Device strap for tool-free installation Sheet steel door ventilated	2 rows Niche wall cut out dimensions	480 x 367 x 95 453 x 340 x 88	UK620MVB	2CPX031454R9999
	3 rows Niche wall cut out dimensions	605 x 367 x 95 578 x 340 x 88	UK630MVB	2CPX031455R9999
	4 rows Niche wall cut out dimensions	730 x 367 x 95 703 x 340 x 88	UK640MVB	2CPX031456R9999
	5 rows Niche wall cut out dimensions	855 x 367 x 95 828 x 340 x 88	UK650MVB	2CPX031457R9999
Flush-mounted media enclosure as basis without trim frame and door				
Wall box with modular perforated sheet steel mounting plates and removable DIN rail Wire holder for cable entry Mounting bracket Device strap for tool-free installation	2 rows Niche wall cut out dimensions	480 x 367 x 95 453 x 340 x 88	UK624MB	2CPX031394R9999
	3 rows Niche wall cut out dimensions	605 x 367 x 95 578 x 340 x 88	UK636MB	2CPX031395R9999
	4 rows Niche wall cut out dimensions	730 x 367 x 95 703 x 340 x 88	UK648MB	2CPX031396R9999
	5 rows Niche wall cut out dimensions	855 x 367 x 95 828 x 340 x 88	UK660MB	2CPX031397R9999

Consumer units

Combi enclosure UK600

Flush-mounted consumer units – UK600, IP30 , ;*

I_n up to 63 A

Combi enclosure as consumer unit and media enclosure

dimensions according to the standard enclosures as per DIN 43871

For building installation according to DIN 18015

Mechanical impact strength: IK07

Available as 2 or 3 row versions as flush-mounted consumer units

Can be upgraded for surface-mounting or partially recessed mounting

Upgradeable for hollow-wall-mounting using UZ91P4

Wall box:

- non-warp, break-proof, non-flammable, low-halogen plastic
- with cable strain relief comb
- with detachable cable inlets
- combinable

Reversible opening (tool-free)

Communication channel for horizontal and vertical connection

With N/PE quick-plug terminal

Cover with 90° quick-action screws, lead-sealable

45 mm slots for 12 devices, expandable to 14

Labelling system

Standardized separation of the voltage levels using a partition with knock-out for socket and media modules

Modular perforated sheet steel mounting plate for devices

Simple and tool-free installation of the devices using the "device strap"

"Click in" socket, swiveling 90° for the power supply of built-in devices

Wire holder for professional cable organization

With trim frame and sheet steel door or sheet steel door with white plastic insert,

for improved Wifi signal, with surface compensation

*in connection with hollow-wall-mounting set UZ91P4



Consumer units

Combi enclosure UK600



UK662CV

Article	Dimensions	H x D x D (mm)	Type	Ord. no.
Flush-mounted combi enclosure with trim frame and ventilated door				
Wall box with modular perforated sheet steel mounting plates and removable device support Wire holder for cable entry Partition for electrical isolation, snap-on socket, swiveling 90° with EURO insert "Device strap" for tool-free installation Sheet steel door ventilated	2 rows ^{*)} Niche	855 x 367 x 95	UK662CV	2CPX031398R9999
	wall cut out dimensions	828 x 340 x 88		
Partition for electrical isolation, snap-on socket, swiveling 90° with EURO insert "Device strap" for tool-free installation Sheet steel door ventilated	3 rows Niche	855 x 367 x 95	UK663CV	2CPX031399R9999
	wall cut out dimensions	828 x 340 x 88		



UK662CW

Article	Dimensions	H x D x D (mm)	Type	Ord. no.
Flush-mounted combination enclosure with trim frame and ventilated Wifi door				
Wall box with modular perforated sheet steel mounting plates and removable device support Wire holder for cable entry Partition for electrical isolation, snap-on socket, swiveling 90° with EURO insert "Device strap" for tool-free installation Sheet steel door ventilated with white plastic insert, for improved Wifi signals	2 rows ^{*)} Niche	855 x 367 x 95	UK662CW	2CPX031400R9999
	wall cut out dimensions	828 x 340 x 88		
Partition for electrical isolation, snap-on socket, swiveling 90° with EURO insert "Device strap" for tool-free installation Sheet steel door ventilated with white plastic insert, for improved Wifi signals	3 rows Niche	855 x 367 x 95	UK663CW	2CPX031401R9999
	wall cut out dimensions	828 x 340 x 88		



UK662CVC

Article	Dimensions	H x D x D (mm)	Type	Ord. no.
Flush-mounted combi enclosure with trim frame and ventilated door				
Wall box with modular perforated sheet steel mounting plates and removable device support Wire holder for cable entry Partition for electrical isolation, "Device strap" for tool-free installation Sheet steel door ventilated	2 rows ^{*)} Niche	855 x 367 x 95	UK662CVC	2CPX031450R9999
	wall cut out dimensions	828 x 340 x 88		
Partition for electrical isolation, "Device strap" for tool-free installation Sheet steel door ventilated	3 rows Niche	855 x 367 x 95	UK663CVC	2CPX031451R9999
	wall cut out dimensions	828 x 340 x 88		




UK662CWC

Article	Dimensions	H x D x D (mm)	Type	Ord. no.
Flush-mounted combination enclosure with trim frame and ventilated Wifi door				
Wall box with modular perforated sheet steel mounting plates and removable device support Wire holder for cable entry Partition for electrical isolation, "Device strap" for tool-free installation Sheet steel door ventilated with white plastic insert, for improved Wifi signals	2 rows ^{*)} Niche	855 x 367 x 95	UK662CWC	2CPX031452R9999
	wall cut out dimensions	828 x 340 x 88		
Partition for electrical isolation, "Device strap" for tool-free installation Sheet steel door ventilated with white plastic insert, for improved Wifi signals	3 rows Niche	855 x 367 x 95	UK663CWC	2CPX031453R9999
	wall cut out dimensions	828 x 340 x 88		

^{*)} Lock not centered - lock position only left side, right side on request

Consumer units

Media - accessories



UZM61M



ZX340



ZE336



ZE338



ZE224



ZE228



ZE225



ZE226

Article	Pieces	Type	Ord. no.
Perforated mounting plate for media enclosures	1	UZM61M	2CPX031421R9999
Media device support Device strap elastic with 2 clips for assembly, e.g. to UZM61M	1	ZX340	2CPX031422R9999
Patch panel empty for communication modules, e.g. RJ45, COAX module, etc. For the direct and insulated assembly to the EDF-rail, DIN rail or mounting plate			
Patch panel, 6-fold	1	ZE335	2CPX031423R9999
Patch panel, 12-fold keystone	1	ZE336	2CPX031424R9999
Patch panel, 12-fold E-Dat.	1	ZE332	2CPX031435R9999
Patch panel holder	1	ZE338	2CPX031426R9999
Single socket Snap-in, swiveling 90° with touch guard and strain relief, for assembling to partition UZB3 with EURO insert	1	ZE224	2CPX031427R9999
Single socket Snap-in, swiveling 90° CH version, for assembling to partition UZB3	1	ZE228	2CPX061212R9999
Dual socket 230 V AC voltage for assembling to mounting plate ZX29 with EURO insert	1	ZE225	2CPX061177R9999
Triple socket 230 V AC voltage, 120° swiveling with EURO insert to be snapped on to the cable inlet or DIN rail; to be screwed to the mounting plate	1	ZE227	2CPX061211R9999

Consumer units

Media - accessories



UZB3



ZX29



UZED1P10



ZX287P10



ZE316



ZE317



ZE318



ZE319



ZE320



ZE311



ZE312



ZB120

Article	Pieces	Type	Ord. no.
Partition For standard-compliant electrical isolation with terminal block with 2 knock-outs for the installation of the socket ZE224 5 knock-outs for assembling keystone modules		UZB3	2CPX031409R9999
Mounting plate For clamping on to terminal carrier or for assembling to the perforated sheet steel plate of the UK... media enclosures and of the 1MM... media panels	1	ZX29	2CPX061178R9999
Wire holder UK600	10	UZED1P10	2CPX031420R9999
Screws M4 x 14 thread rolling for the perforated sheet steel mounting plate	10	ZX287P10	2CPX061180R9999
Connectors for patch panels			
COAX module F/F connector	1	ZE316	2CPX039246R9999
COAX module IEC connector	1	ZE317	2CPX039247R9999
COAX module IEC plug	1	ZE318	2CPX039248R9999
OpDAT module LC guide sleeve, ceramics	1	ZE319	2CPX039249R9999
Blind module	1	ZE320	2CPX039250R9999
RJ45 connector Plastic	1	ZE311	2CPX038612R9999
Metal	1	ZE312	2CPX038613R9999
Insulating tube			
For communication line 50 mm	1	ZB120	2CPX071111R9999
150 mm	1	ZB122	2CPX071112R9999

Consumer units

Media - accessories



BL620V

Article	To be used with...	Pieces	Type	Ord. no.
Trim frame with door and ventilation holes Colour: White, RAL 9016 Sheet steel, powder-coated	UK62..	1	BL620V	2CPX031091R9999
	UK63..	1	BL630V	2CPX031092R9999
	UK64..	1	BL640V	2CPX031093R9999
	UK66..	1	BL650V	2CPX031094R9999
	UK662CV ^{*)}	1	BL652V	2CPX031099R9999



BL620W


Trim frame with door and ventilation holes Sheet steel with white plastic insert 30% transparent, for improved Wifi signal	UK62..	1	BL620W	2CPX031095R9999
	UK63..	1	BL630W	2CPX031096R9999
	UK64..	1	BL640W	2CPX031097R9999
	UK66..	1	BL650W	2CPX031098R9999
	UK662CW ^{*)}	1	BL652W	2CPX031100R9999

^{*)} Lock not centered - lock position only left possible

MISTRAL41 and MISTRAL Multimedia

Sustainability, flexibility and design

Innovating today does not just mean looking for functional and technologically advanced solutions. For ABB, being innovative means embracing a longer-term perspective by using eco-compatible materials for our products which respect the environment even at the end of their life cycle. For this reason, 100% recyclable halogen-free thermoplastics (for GWT650 versions) have been used for the consumer units. Their environmental compatibility has been evaluated using the Life Cycle Assessment (LCA) method, an objective tool for assessing energy and environmental impact which analyses the energy and materials used and the emissions released during production.



(for GWT650 versions)





Everything about the MISTRAL series has been designed to make installation easier, allowing you to set up high-quality consumer units that look great anywhere.

Smarter multimedia space

The MISTRAL consumer units can now also integrate all your multimedia equipment, ranging from internet routers to switch panels, antenna and voice splitters and socket outlets. MISTRAL multimedia is available for both flush and hollow-wall installation and comes with a variety of accessories.

Elegant design features

The range of design features includes transparent or opaque doors that open up to 180° enabling full access to the interior of the units. Perfect symmetry also means you can rotate either the front panel or the entire unit to let the door open from the right or the left.

Fast and easy installation

Ample internal space makes cabling fast and easy, and also enables you to anchor cable ties to special eyeholes in the frame. Various snap-on terminal blocks in two different colours can be installed in both the upper and lower part of the units, offering you even more flexibility. The MISTRAL41 series is also fully compatible with a unified range of accessories for a wide variety of applications.

MISTRAL41F

Always a perfect solution for every wall

Our MISTRAL41F series of consumer units gives you the freedom and flexibility to install any type of electrical distribution system in residential buildings. Choose from a brick wall or hollow wall version to meet your individual needs. These IP41-rated units have been designed from scratch to enhance the unique features you expect from ABB in terms of versatility, efficiency and safety. The MISTRAL41F series is one of the widest ranges on the market, so there always is a solution to fit your requirements. The units come in various sizes with three cable entry options and space for up to 72 modules. Everything about the MISTRAL41F series has been designed to make installation easier, allowing you to set up high-quality consumer units you can be proud of.



Reliable technology combined with a modern decorative look in a compact, elegant design.



Multimedia version for integration of internet routers, antenna or voice splitters.

The symmetrical design allows opening of the reversible door either from the left or from the right.

Door available in two versions: petrol blue and opaque.

Door opens up to 180° allowing full access to the interior of the unit.

In the flush-mounted version the depth of the base box ensures a perfect balance between internal space and the possibility of installation in thin walls.

Endless installation possibilities


Horizontal coupling

The consumer units can be coupled side by side with the horizontal junction unit accessory, protecting the passage of cables between adjacent units.




Mortar guard

All versions include a mortar guard that prevents mortar sprays inside the consumer unit.



Dual-function accessory

A single accessory performs a dual function. It can be used to fix pipes to the unit's housing or to vertically couple two consumer units.



Internal partition

The horizontal partition allows the interior of the unit to be divided into two parts.

Endless installation possibilities


Flanges

The flange with multi pre-cuts is designed to be sheared only where necessary in order to ensure a more secure fastening. The removable flange with knockout holes ensure a reliable and safe placing of flexible pipes and other conduits, especially in plasterboard installation.




Two DIN rail positions

The extraxtable frame offers two DIN rail positions so devices of different depths, like S200 or S800 miniature circuit breakers, can be installed in perfect alignment.



Captive screw covers

Screw covers are hooked to the front panel so they can be removed without the risk of losing them.




DIN rail terminals

It is possible to install an extra DIN rail at the bottom of the consumer unit.

A versatile range suitable for every application

The simple construction of the MISTRAL41F series makes the units fast and easy to assemble. What is more, the flexible design allows easy adaptation to various application requirements.




1. Base for wall mounting
2. Reversible cover
3. a) Transparent door
b) Opaque door, RAL9016
4. DIN rail
5. Cable entry flanges
6. Terminal carrier
7. Quick coupling terminal blocks
8. Module cover
9. Finish or closure element
(optional lock)

A versatile range suitable for every application



Horizontal levelling

The external adjustments of the front cover assure a perfect horizontal levelling even if the consumer unit is slightly crooked.




3 different terminal systems available

The MISTRAL range of consumer units is supplied with a wide range of terminal systems: Terminal bars with screws and the two versions of terminal blocks offering screw or screwless couplings.



Hollow wall mounting

For the hollow wall mounting our consumer units provide a special enclosure and hollow mounting screws.



Fast and tidy cabling

Both versions of terminal blocks can be installed on the terminal carriers on the upper and lower part of the unit. They are available in the colors green and blue.

Consumer units

MISTRAL41F – Order codes | Flush-mounted – Brick wall



4 modules



6 modules



8 modules



12 modules



18 modules



24 modules



36 modules

MISTRAL41F – Order codes 650

Description	N° of modules [18 mm]	Dimensions		Order code	Type number	Packaging
		W x H x D	GWT [mm]			
Consumer units MISTRAL41 flush 650 - 1 Row						
Opaque door 4M	4	650	152 x 202 x 105	1SLM004100A1100	41A04X11	1/24
Transparent door 4M	4	650	152 x 202 x 105	1SLM004100A1200	41A04X12	1/24
Front transparent door 4M	4	650	152 x 202 x 25	1SLM004100A1600	41F04X12	1/24
Flush-mounting box 4M	4	650	129 x 182 x 80	1SLM004100A1700	41S04X1	1/24
Opaque door 6M	6	650	192 x 202 x 105	1SLM004100A1101	41A06X11	1/18
Transparent door 6M	6	650	192 x 202 x 105	1SLM004100A1201	41A06X12	1/18
Front transparent door 6M	6	650	192 x 202 x 25	1SLM004100A1601	41F06X12	1/18
Flush-mounting box 6M	6	650	149 x 182 x 80	1SLM004100A1701	41S06X1	1/18
Opaque door 8M	8	650	232 x 250 x 108	1SLM004100A1102	41A08X11	1/12
Transparent door 8M	8	650	232 x 250 x 108	1SLM004100A1202	41A08X12	1/12
Front opaque door 8M	8	650	232 x 250 x 28	1SLM004100A1502	41F08x11	1/12
Front transparent door 8M	8	650	232 x 250 x 28	1SLM004100A1602	41F08X12	1/12
Flush-mounting box 8M	8	650	206 x 230 x 80	1SLM004100A1702	41S08X1	1/12
Opaque door 12M	12	650	320 x 250 x 108	1SLM004100A1103	41A12X11	1/9
Transparent door 12M	12	650	320 x 250 x 108	1SLM004100A1203	41A12X12	1/9
Front opaque door 12M	12	650	320 x 250 x 28	1SLM004100A1503	41F12x11	1/9
Front transparent door 12M	12	650	320 x 250 x 28	1SLM004100A1603	41F12X12	1/9
Flush-mounting box 12M	12	650	294 x 230 x 80	1SLM004100A1703	41S12X1	1/9
Opaque door 18M	18	650	430 x 250 x 108	1SLM004100A1104	41A18X11	1/6
Transparent door 18M	18	650	430 x 250 x 108	1SLM004100A1204	41A18X12	1/6
Front transparent door 18M	18	650	430 x 250 x 28	1SLM004100A1604	41F18X12	1/6
Flush-mounting box 18M	18	650	404 x 230 x 80	1SLM004100A1704	41S18X1	1/6
Consumer units MISTRAL41 flush 650 - 2 Rows						
Opaque door 24M	24	650	320 x 435 x 108	1SLM004100A1105	41A12X21	1/5
Transparent door 24M	24	650	320 x 435 x 108	1SLM004100A1205	41A12X22	1/5
Front opaque door 24M	24	650	320 x 435 x 28	1SLM004100A1505	41F12x21	1/5
Front transparent door 24M	24	650	320 x 435 x 28	1SLM004100A1605	41F12X22	1/5
Flush-mounting box 24M	24	650	294 x 415 x 80	1SLM004100A1705	41S12X2	1/5
Opaque door 36M 2F	36	650	430 x 435 x 108	1SLM004100A1106	41A18X21	1/3
Transparent door 36M 2F	36	650	430 x 435 x 108	1SLM004100A1206	41A18X22	1/3

Consumer units

MISTRAL41F – Order codes | Flush-mounted – Brick wall



36 modules



54 modules



48 modules



72 modules

MISTRAL41F – Order codes 650

Description	N° of modules [18 mm]	GWT	Dimensions		Order code	Type number	Packaging
			W x H x D	[mm]			
Consumer units MISTRAL41 flush 650 - 3 Rows							
Opaque door 36M 3F	36	650	320 x 600 x 108		1SLM004100A1107	41A12X31	1/4
Transparent door 36M 3F	36	650	320 x 600 x 108		1SLM004100A1207	41A12X32	1/4
Front opaque door 36M 3F	36	650	320 x 600 x 28		1SLM004100A1507	41F12x31	1/4
Front transparent door 36M3F	36	650	320 x 600 x 28		1SLM004100A1607	41F12x32	1/4
Flush-mounting box 36M 3F	36	650	294 x 580 x 80		1SLM004100A1707	41S12x31	1/4
Consumer units MISTRAL41 flush 650 - 4 Rows							
Opaque door 54M	54	650	430 x 600 x 128		1SLM004100A1109	41A18X31	1/1
Transparent door 54M	54	650	430 x 600 x 128		1SLM004100A1209	41A18X32	1/1
Opaque door 48M	48	650	320 x 735 x 108		1SLM004100A1108	41A12X41	1/4
Transparent door 48M	48	650	320 x 735 x 108		1SLM004100A1208	41A12X42	1/4
Opaque door 72M	72	650	430 x 735 x 128		1SLM004100A1110	41A18X41	1/1
Transparent door 72M	72	650	430 x 735 x 128		1SLM004100A1210	41A18X42	1/1

Consumer units

MISTRAL41F – Order codes | Flush-mounted – Hollow wall



4 modules



6 modules



8 modules



12 modules



18 modules



24 modules



36 modules

MISTRAL41F – Order codes 850

Description	N° of modules [18 mm]	Dimensions		Order code	Type number	Packaging
		W x H x D	GWT [mm]			
Consumer units MISTRAL41 flush 850 - 1 Row						
Opaque door 4M	4	850	152 x 202 x 105	1SLM004100A1300	41C04X11	1/24
Transparent door 4M	4	850	152 x 202 x 105	1SLM004100A1400	41C04X12	1/24
Opaque door 6M	6	850	192 x 202 x 105	1SLM004100A1301	41C06X11	1/18
Transparent door 6M	6	850	192 x 202 x 105	1SLM004100A1401	41C06X12	1/18
Opaque door 8M	8	850	232 x 250 x 108	1SLM004100A1302	41C08X11	1/12
Transparent door 8M	8	850	232 x 250 x 108	1SLM004100A1402	41C08X12	1/12
Opaque door 12M	12	850	320 x 250 x 108	1SLM004100A1303	41C12X11	1/9
Transparent door 12M	12	850	320 x 250 x 108	1SLM004100A1403	41C12X12	1/9
Opaque door 18M	18	850	430 x 250 x 108	1SLM004100A1304	41C18X11	1/6
Transparent door 18M	18	850	430 x 250 x 108	1SLM004100A1404	41C18X12	1/6
Consumer units MISTRAL41 flush 850 - 2 Rows						
Opaque door 24M	24	850	320 x 435 x 108	1SLM004100A1305	41C12X21	1/5
Transparent door 24M	24	850	320 x 435 x 108	1SLM004100A1405	41C12X22	1/5
Opaque door 36M 2F	36	850	430 x 435 x 108	1SLM004100A1306	41C18X21	1/3
Transparent door 36M 2F	36	850	430 x 435 x 108	1SLM004100A1406	41C18X22	1/3

Consumer units

MISTRAL41F – Order codes | Flush-mounted – Hollow wall



36 modules



54 modules



48 modules



72 modules

MISTRAL41F – Order codes 850

Description	N° of modules [18 mm]	GWT	Dimensions		Order code	Type number	Packaging
			W x H x D [mm]				
Consumer units MISTRAL41 flush 850 - 3 Rows							
Opaque door 36M 3F	36	850	320 x 600 x 108		1SLM004100A1307	41C12X31	1/4
Transparent door 36M 3F	36	850	320 x 600 x 108		1SLM004100A1407	41C12X32	1/4
Opaque door 54M	54	850	430 x 600 x 128		1SLM004100A1309	41C18X31	1/1
Transparent door 54M	54	850	430 x 600 x 128		1SLM004100A1409	41C18X32	1/1
Consumer units MISTRAL41 flush 850 - 4 Rows							
Opaque door 48M	48	850	320 x 735 x 108		1SLM004100A1308	41C12X41	1/1
Transparent door 48M	48	850	320 x 735 x 108		1SLM004100A1408	41C12X42	1/1
Opaque door 72M	72	850	430 x 735 x 128		1SLM004100A1310	41C18X41	1/1
Transparent door 72M	72	850	430 x 735 x 128		1SLM004100A1410	41C18X42	1/1

Consumer units

MISTRAL41F – Order codes with terminals | Flush-mounted – Brick wall



4 modules



12 modules



18 modules



24 modules



36 modules



36 modules

MISTRAL41F – Order codes 650

Description	N° of modules [18 mm]	Dimensions		Order code	Type number	Packaging
		W x H x D	GWT [mm]			
MISTRAL41 flush						
Opaque door 8M 12SM	8	650	232 x 250 x 108	1SLM004102A1102	41A08X11A	1/12
Transparent door 8M 12SM	8	650	232 x 250 x 108	1SLM004101A1202	41A08X12A	1/12
		1SPE00715F0751		1SPE00715F0731	1SPE00715F0741	
Opaque door 12M 12SM	12	650	320 x 250 x 108	1SLM004102A1103	41A12X11A	1/9
Transparent door 12M 12SM	12	650	320 x 250 x 108	1SLM004101A1203	41A12X12A	1/9
		1SPE00715F0752		1SPE00715F0731	1SPE00715F0741	
Opaque door 18M 22SM	18	650	430 x 250 x 108	1SLM004102A1104	41A18X11A	1/16
Transparent door 18M 22SM	18	650	430 x 250 x 108	1SLM004101A1204	41A18X12A	1/16
		1SPE00715F0753		1SPE00715F0732	1SPE00715F0742	
Opaque door 24M 32SM	24	650	320 x 435 x 108	1SLM004102A1105	41A12X21A	1/5
Transparent door 24M 32SM	24	650	320 x 435 x 108	1SLM004101A1205	41A12X22A	1/5
		1SPE00715F0752		1SPE00715F0733	1SPE00715F0743	
Opaque door 36M 2F 42SM	36	650	430 x 435 x 108	1SLM004102A1106	41A18X21A	1/3
Transparent door 36M 2F 42SM	36	650	430 x 435 x 108	1SLM004101A1206	41A18X22A	1/3
		1SPE00715F0753		1SPE00715F0734	1SPE00715F0744	
Opaque door 36M 3F 44SM	36	650	320 x 600 x 108	1SLM004102A1107	41A12X31A	1/4
Transparent door 36M 3F 44SM	36	650	320 x 600 x 108	1SLM004101A1207	41A12X32A	1/4
		1SPE00715F0752		1SPE00715F0732	1SPE00715F0742	
		1SPE00715F0752		1SPE00715F0732	1SPE00715F0742	

Consumer units

MISTRAL41F – Order codes with terminals | Flush-mounted – Brick wall



54 modules



48 modules



72 modules

MISTRAL41F – Order codes 650

Description	N° of modules [18 mm]	Dimensions		Order code	Type number	Packaging
		W x H x D	GWT [mm]			
MISTRAL41 flush						
Opaque door 54M 64SM	54	650	430 x 600 x 128	1SLM004102A1109	41A18X31A	1/1
Transparent door 54M 64SM	54	650	430 x 600 x 128	1SLM004101A1209	41A18X32A	1/1
Opaque door 48M 64SM	48	650	320 x 735 x 108	1SLM004102A1108	41A12X41A	1/1
Transparent door 48M 64SM	48	650	320 x 735 x 108	1SLM004101A1208	41A12X42A	1/1
Opaque door 72M 84SM	72	650	430 x 735 x 128	1SLM004102A1110	41A18X41A	1/1
Transparent door 72M 84SM	72	650	430 x 735 x 128	1SLM004101A1210	41A18X42A	1/1

Consumer units

MISTRAL41F – accessories



MISTRAL41F – Accessories doors

Description	N° of modules [18 mm]	Order code	Type number	Packaging
Opaque door				
Opaque door 4M MISTRAL41F	4	1SLM004100A1900	41Z83	1/20
Opaque door 6M MISTRAL41F	6	1SLM004100A1916	41Z84	1/20
Opaque door 8M MISTRAL41F	8	1SLM004100A1902	41Z85	1/10
Opaque door 12M MISTRAL41F	12	1SLM004100A1904	41Z86	1/20
Opaque door 18M MISTRAL41F	18	1SLM004100A1906	41Z87	1/20
Opaque door 24M / 48M MISTRAL41F	24	1SLM004100A1908	41Z88	1/15
Opaque door 36M 3F MISTRAL41F	36	1SLM004100A1910	41Z89	1/10
Opaque door 36M 2F / 72M MISTRAL41F	36	1SLM004100A1912	41Z90	1/10
Opaque door 54M MISTRAL41F	54	1SLM004100A1914	41Z91	1/5
Transparent door				
Transparent door 4M MISTRAL41F	4	1SLM004100A1901	41Z92	1/20
Transparent door 6M MISTRAL41F	6	1SLM004100A1917	41Z93	1/20
Transparent door 8M MISTRAL41F	8	1SLM004100A1903	41Z94	1/10
Transparent door 12M MISTRAL41F	12	1SLM004100A1905	41Z95	1/20
Transparent door 18M MISTRAL41F	18	1SLM004100A1907	41Z96	1/20
Transparent door 24M / 48M MISTRAL41F	24	1SLM004100A1909	41Z97	1/15
Transparent door 36M 3F MISTRAL41F	36	1SLM004100A1911	41Z98	1/10
Transparent door 36M 2F / 72M MISTRAL41F	36	1SLM004100A1913	41Z99	1/10
Transparent door 54M MISTRAL41F	54	1SLM004100A1915	41Z100	1/5

Consumer units

MISTRAL41F – accessories



41Z01, 41Z02



41Z03, 41Z04



41Z05



41Z06



41Z07, 41Z08, 41Z09, 41Z10



41Z11



41Z12



41Z13

MISTRAL41F – Other accessories

Description	N° of modules [18 mm]	Order code	Type number	Packaging
Other accessories				
Horizontal partition 12M MISTRAL41F	12	1SLM004100A1920	41Z01	1/100
Horizontal partition 18M MISTRAL41F	18	1SLM004100A1921	41Z02	1/100
Vertical coupling / tubes holder 12M	12	1SLM004100A1922	41Z03	1/20
Vertical coupling / tubes holder 18M	18	1SLM004100A1923	41Z04	1/15
Module cover 12M RAL9016	12	1SPE007715F5650	41Z05	5/180
Lock with key MISTRAL41 F		1SLM004100A1931	41Z06	20/300
Central blind panel 12M MISTRAL41F	12	1SLM004100A1945	41Z07	1/20
Blind panel 12M MISTRAL41F	12	1SLM004100A1946	41Z08	1/20
Central blind panel 18M MISTRAL41F	18	1SLM004100A1947	41Z09	1/30
Blind panel 18M MISTRAL41F	18	1SLM004100A1948	41Z10	1/30
Horizontal junction unit		1SLM004100A1949	41Z11	1/50
Wires holder comb	12	1SLM004100A1942	41Z12	1/30
Spirit level		1SLM004100A1943	41Z13	1/30

MISTRAL41W

Wall-mounted series

The MISTRAL41W series of consumer units gives installers the freedom and flexibility to implement any type of electrical distribution system in residential buildings. This wide range of wall-mounted, IP41-rated units has been designed from scratch to enhance the unique features that make ABB the leading industry standard.

The units are fast and easy to install and look great anywhere thanks to their elegant design. Furthermore, ample internal space, a choice of doors and a unified range of accessories offer endless possibilities to create high-quality work installers can be proud of.



Fast and easy to be installed.
Design and simplicity
“all in one”.



Multimedia version for integration of internet routers, antenna or voice splitters.

Door available in two versions: petrol blue and opaque. Units without doors are also available.

Door opens up to 180° allowing full access to the interior of the unit.

Concealed rear mounts for secure wall installation.

The symmetrical design allows opening of the reversible door either from the left or from the right.

Endless installation possibilities


Invisible cable entry and exit

Pre-cut knockout slots allow cable entry and exit from the top and bottom. When not used, the slots remain invisible on the outside maintaining the consumer unit's sleek look and feel.



More than enough internal space

Lots of internal space makes cabling even easier. Cable clips and holes allow wires to be fastened to the frame with simple cable ties.



Easy installation of extra modules

An extra module can be added by removing two pre-cut elements. This offers a quick and easy solution when unexpected additional installation is required.

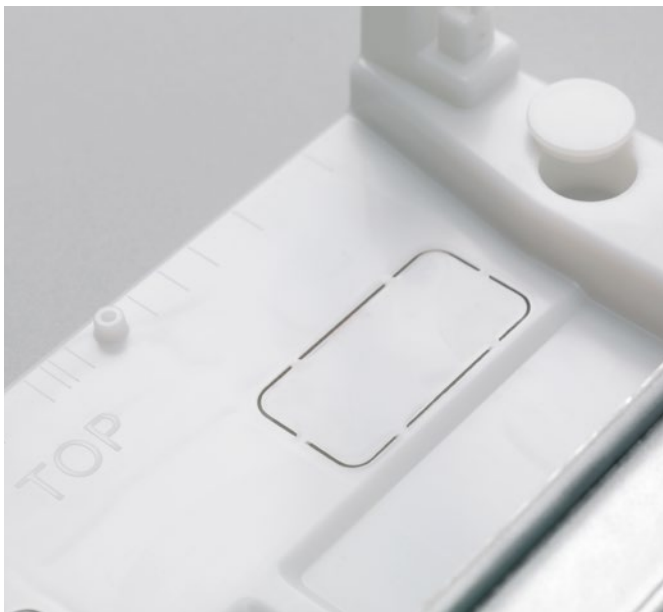
Terminal blocks – screwless version

Time-saving installation thanks to the snap-on system of the screwless terminal blocks which can simply be plugged into the terminal carriers.

Endless installation possibilities


Double insulation protection

The unit housing and all accessories have been designed and developed to ensure Class II double insulation protection.




Multi-row units

Multi-row units are available with a standard distance of 125 mm between DIN rails.



Terminal blocks – screw version

Within the flexible modular concept the new terminal blocks both screw and screwless versions ensure easy and effective cabling up to 63A or 100A.

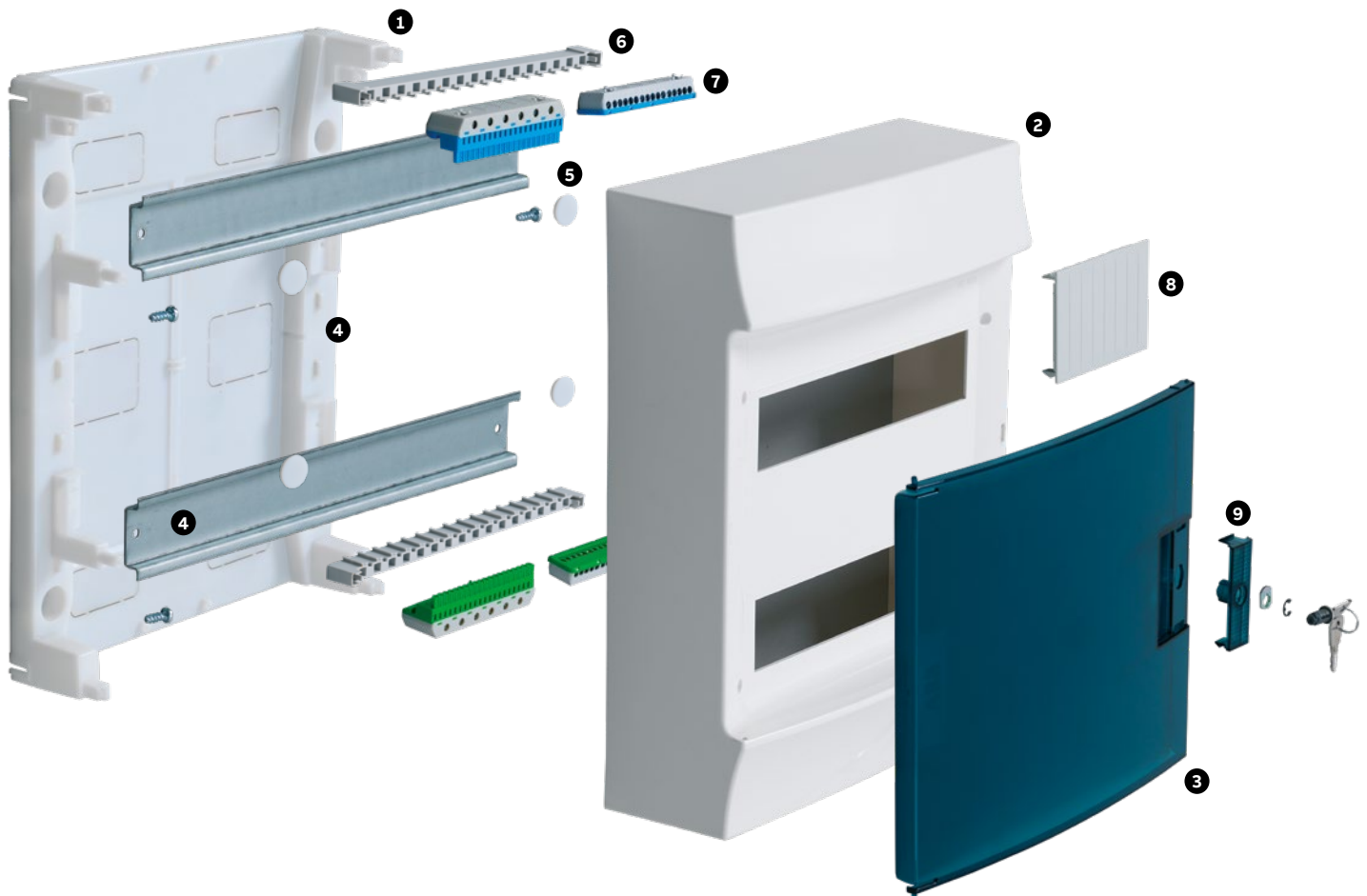


Optional door lock


The standard door with ergonomic handle is available with a lock for additional security.

A versatile range suitable for every application

The simple construction of the MISTRAL41W series makes the units fast and easy to assemble. Furthermore, they can be easily adapted to various application requirements thanks to their flexible design.




1. Base for wall mounting
2. Reversible cover
3. Transparent door
4. DIN rail
5. Plugs, protection class II
6. Terminal carrier
7. Quick coupling terminal blocks
8. Module cover
9. Finish or closure element
(optional lock)



A unified range of products

The MISTRAL41W series is compatible with a unified range of ABB products. As a result, terminal blocks, circuit breakers, switches, surge protective devices and many other components can all be installed in the units for a wide variety of applications.



3 different terminal systems available

Choose from a range of terminal bars or two versions of terminal blocks for precise configurations responding to individual requirements thanks to the flexible modular concept.

You can find all additional information, technical details and service offers on the ABB website whenever you need them. If you miss some information or need additional support you can also contact your local ABB retailer or ABB sales representative. They would be happy to assist you.




Consumer units


MISTRAL41W – Order codes wall-mounted (650)



2 modules



4 modules



8 modules



12 modules



18 modules



24 modules



36 modules

MISTRAL41W – Order codes 650

Description	N° of modules [18 mm]	Dimensions		Order code	Type code	Packaging
		W x H x D	GWT [mm]			
Consumer units MISTRAL41 wall - 1 Row						
Without door 2M	2	650	68 x 210 x 93	1SPE007717F0100	41P02X10	1/36
Without door 4M	4	650	96 x 210 x 93	1SPE007717F0200	41P04X10	1/24
Opaque door 4M	4	650	96 x 210 x 93	1SPE007717F0210	41P04X11	1/24
Transparent door 4M	4	650	96 x 210 x 93	1SPE007717F0220	41P04X12	1/24
Without door 8M	8	650	202 x 257 x 120	1SPE007717F0300	41P08X10	1/7
Opaque door 8M	8	650	202 x 257 x 120	1SPE007717F0310	41P08X11	1/7
Transparent door 8M	8	650	202 x 257 x 120	1SPE007717F0320	41P08X12	1/7
Without door 12M	12	650	292 x 257 x 120	1SPE007717F0400	41P12X10	1/3
Opaque door 12M	12	650	292 x 257 x 120	1SPE007717F0410	41P12X11	1/3
Transparent door 12M	12	650	292 x 257 x 120	1SPE007717F0420	41P12X12	1/3
Without door 18M	18	650	382 x 257 x 120	1SPE007717F0800	41P18X10	1/3
Opaque door 18M	18	650	382 x 257 x 120	1SPE007717F0810	41P18X11	1/3
Transparent door 18M	18	650	382 x 257 x 120	1SPE007717F0820	41P18X12	1/3
Consumer units MISTRAL41 wall - 2 Rows						
Without door 24M	24	650	292 x 382 x 120	1SPE007717F0500	41P12X20	1/2
Opaque door 24M	24	650	292 x 382 x 120	1SPE007717F0510	41P12X21	1/2
Transparent door 24M	24	650	292 x 382 x 120	1SPE007717F0520	41P12X22	1/2
Without door 36M 2F	36	650	382 x 382 x 120	1SPE007717F0900	41P18X20	1/2
Opaque door 36M 2F	36	650	382 x 382 x 120	1SPE007717F0910	41P18X21	1/2
Transparent door 36M 2F	36	650	382 x 382 x 120	1SPE007717F0920	41P18X22	1/2

Consumer units

MISTRAL41W – Order codes wall-mounted (650)



36 modules



54 modules



48 modules



72 modules

MISTRAL41W – Order codes 650

Description	N° of modules [18 mm]	GWT	Dimensions		Order code	Type code	Packaging
			W x H x D	[mm]			
Consumer units MISTRAL41 wall - 3 Rows							
Without door 36M 3F	36	650	292 x 507 x 120		1SPE007717F0600	41P12X30	1/2
Opaque door 36M 3F	36	650	292 x 507 x 120		1SPE007717F0610	41P12X31	1/2
Transparent door 36M 3F	36	650	292 x 507 x 120		1SPE007717F0620	41P12X32	1/2
Consumer units MISTRAL41 wall - 4 Rows							
Without door 54M	54	650	382 x 507 x 120		1SPE007717F1000	41P18X30	1/2
Opaque door 54M	54	650	382 x 507 x 120		1SPE007717F1010	41P18X31	1/2
Transparent door 54M	54	650	382 x 507 x 120		1SPE007717F1020	41P18X32	1/2
Without door 48M	48	650	292 x 656 x 120		1SPE007717F0700	41P12X40	1/1
Opaque door 48M	48	650	292 x 656 x 120		1SPE007717F0710	41P12X41	1/1
Transparent door 48M	48	650	292 x 656 x 120		1SPE007717F0720	41P12X42	1/1
Without door 72M	72	650	382 x 656 x 120		1SPE007717F1100	41P18X40	1/1
Opaque door 72M	72	650	382 x 656 x 120		1SPE007717F1110	41P18X41	1/1
Transparent door 72M	72	650	382 x 656 x 120		1SPE007717F1120	41P18X42	1/1

Consumer units

MISTRAL41W – Order codes wall-mounted (750)



2 modules



4 modules



8 modules



12 modules



18 modules



24 modules



36 modules

MISTRAL41W – Order codes 750

Description	N° of modules		Dimensions		Order code	Type code	Packaging
	[18 mm]	GWT	W x H x D	[mm]			
Consumer units MISTRAL41 wall - 1 Row							
Without door* 2M	2	750	68 x 210 x 93		1SPE007717F1500	41P02X100750	1/36
Without door* 4M	4	750	96 x 210 x 93		1SPE007717F1600	41P04X100750	1/24
Without door* 8M	8	750	202 x 257 x 120		1SPE007717F1700	41P08X100750	1/7
Without door* 12M	12	750	292 x 257 x 120		1SPE007717F1800	41P12X100750	1/3
Without door* 18M	18	750	382 x 257 x 120		1SPE007717F2200	41P12X200750	1/3
Consumer units MISTRAL41 wall - 2 Rows							
Without door* 24M	24	750	292 x 382 x 120		1SPE007717F1900	41P12X300750	1/2
Without door* 36M 2F	36	750	382 x 382 x 120		1SPE007717F2300	41P12X400750	1/2

* Doors can be ordered separately

Consumer units

MISTRAL41W – Order codes wall-mounted (750)



36 modules



54 modules



48 modules



72 modules

MISTRAL41W – Order codes 750

Description	N° of modules		Dimensions		Order code	Type code	Packaging
	[18 mm]	GWT	W x H x D	[mm]			
Consumer units MISTRAL41 wall - 3 Rows							
Without door 36M* 3F	36	750	292 x 507 x 120	1SPE007717F2000	41P18X100750	1/2	
Without door 54M*	54	750	382 x 507 x 120	1SPE007717F2400	41P18X300750	1/2	
Consumer units MISTRAL41 wall - 4 Rows							
Without door 48M*	48	750	292 x 656 x 120	1SPE007717F2100	41P18X200750	1/1	
Without door 72M*	72	750	382 x 656 x 120	1SPE007717F2500	41P18X400750	1/1	


* Doors can be ordered separately

All units on this page will be delivered without connection terminals

Consumer units

MISTRAL41W – Order codes with terminals (650)

MISTRAL41W – Order codes




Description	N° of modules [18 mm]	GWT	Dimensions W x H x D [mm]	Order code	Type code	Packaging
Consumer units MISTRAL41W						
Opaque door 8M 12SM	8	650	202 x 257 x 120	1SLM004102A3102	41P08X11A	1/7
Transparent door 8M 12SM	8	650	202 x 257 x 120	1SPE007715F0321	41P08X12A	1/7
12 modules						
Opaque door 12M 12SM	12	650	292 x 257 x 120	1SLM004102A3103	41P12X11A	1/3
Transparent door 12M 12SM	12	650	292 x 257 x 120	1SPE007717F0421	41P12X12A	1/3
18 modules						
Opaque door 18M 22SM	18	650	382 x 257 x 120	1SLM004102A3104	41P12X21A	1/3
Transparent door 18M 22SM	18	650	382 x 257 x 120	1SPE007717F0821	41P12X22A	1/3
24 modules						
Opaque door 24M 32SM	24	650	292 x 382 x 120	1SLM004102A3105	41P12X31A	1/2
Transparent door 24M 32SM	24	650	292 x 382 x 120	1SPE007717F0521	41P12X32A	1/2
36 modules						
Opaque door 36M 2F 42SM	36	650	382 x 382 x 120	1SLM004102A3106	41P12X41A	1/2
Transparent door 36M 2F 42SM	36	650	382 x 382 x 120	1SPE007717F0921	41P12X42A	1/2
36 modules						
Opaque door 36M 3F 44SM	36	650	292 x 507 x 120	1SLM004102A3107	41P18X11A	1/2
Transparent door 36M 3F 44SM	36	650	292 x 507 x 120	1SPE007717F0621	41P18X12A	1/2

Consumer units

MISTRAL41W – Order codes with terminals (650)

MISTRAL41W – Order codes

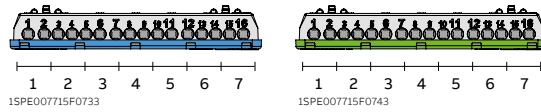
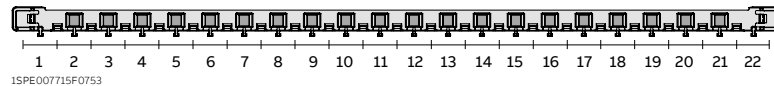


54 modules

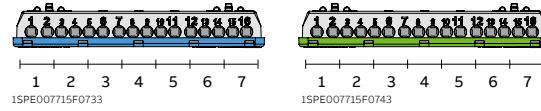
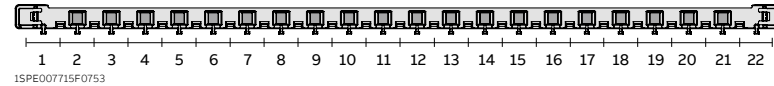
Description	N° of modules [18 mm]	GWT	Dimensions		Order code	Type code	Packaging
			W x H x D	[mm]			
Consumer units MISTRAL41W							
Opaque door 54M 64SM	54	650	382 x 507 x 120		1SLM004102A3109	41P18X31A	1/2
Transparent door 54M 64SM	54	650	382 x 507 x 120		1SPE007717F1021	41P18X32A	1/2



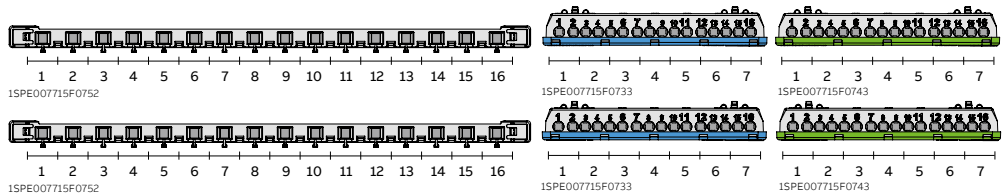
48 modules



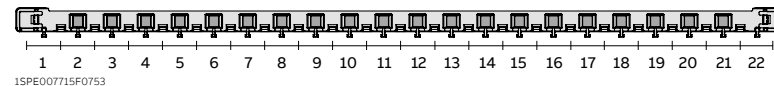
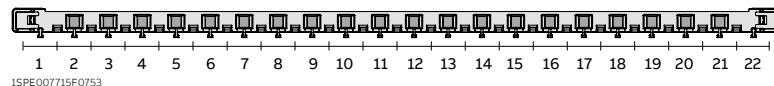
72 modules



Opaque door 48M 64SM	48	650	292 x 656 x 120		1SLM004102A3108	41P18X21A	1/1
Transparent door 48M 64SM	48	650	292 x 656 x 120		1SPE007717F0721	41P18X22A	1/1



Opaque door 72M 84SM	72	650	382 x 656 x 120		1SLM004102A3110	41P18X41A	1/1
Transparent door 72M 84SM	72	650	382 x 656 x 120		1SPE007717F1121	41P18X42A	1/1



Consumer units

MISTRAL41W – Order codes accessories

MISTRAL41W – Accessories doors

Description	N° of modules [18 mm]	Order code	Type code	Packaging
Opaque door (650)				
Opaque door 4M MISTRAL41W	4	1SPE007717F9900	41Z33	1/24
Opaque door 8M MISTRAL41W	8	1SPE007717F9901	41Z34	1/14
Opaque door 12M MISTRAL41W	12	1SPE007717F9902	41Z35	1/14
Opaque door 24/48M MISTRAL41W	24/48	1SPE007717F9903	41Z36	1/15
Opaque door 36M (3 rows) MISTRAL41W	36	1SPE007717F9904	41Z37	1/18
Opaque door 18M MISTRAL41W	18	1SPE007717F9905	41Z38	1/14
Opaque door 36/72M (2 rows) MISTRAL41W	36/72	1SPE007717F9906	41Z39	1/18
Opaque door 54M MISTRAL41W	54	1SPE007717F9907	41Z40	1/18
Opaque door (750)				
Opaque door 4M 750 MISTRAL41W	4	1SPE007717F9924	41Z49	1/24
Opaque door 8M 750 MISTRAL41W	8	1SPE007717F9925	41Z50	1/14
Opaque door 12M 750 MISTRAL41W	12	1SPE007717F9926	41Z51	1/14
Opaque door 24/48M 750 MISTRAL41W	24/48	1SPE007717F9927	41Z52	1/15
Opaque door 36M (3 rows) 750 MISTRAL41W	36	1SPE007717F9928	41Z53	1/18
Opaque door 18M 750 MISTRAL41W	18	1SPE007717F9929	41Z54	1/14
Opaque door 36/72M (2 rows) 750 MISTRAL41W	36/72	1SPE007717F9930	41Z55	1/18
Opaque door 54M 750 MISTRAL41W	54	1SPE007717F9931	41Z56	1/18
Transparent door (650/750)				
Transparent door blue 4M MISTRAL41W	4	1SPE007717F9908	41Z41	1/24
Transparent door blue 8M MISTRAL41W	8	1SPE007717F9909	41Z42	1/14
Transparent door blue 12M MISTRAL41W	12	1SPE007717F9910	41Z43	1/14
Transparent door blue 24/48M MISTRAL41W	24/48	1SPE007717F9911	41Z44	1/15
Transparent door blue 36M (3 rows) MISTRAL41W	36	1SPE007717F9912	41Z45	1/18
Transparent door blue 18M MISTRAL41W	18	1SPE007717F9913	41Z46	1/14
Transparent door blue 36/72M (2 rows) MISTRAL41W	36/72	1SPE007717F9914	41Z47	1/18
Transparent door blue 54M MISTRAL41W	54	1SPE007717F9915	41Z48	1/18



Consumer units


MISTRAL41W – Order codes accessories



41Z14, 41Z15, 41Z16



41Z17, 41Z18



41Z19, 41Z20



41Z21, 41Z22




41Z23, 41Z24

MISTRAL41W – Other accessories

Description	N° of modules [18 mm]	Order code	Type code	Packaging
Other accessories				
Lock set white LMW		1SPE007715F5009	41Z14	1
Lock set blue LMB		1SPE007715F5010	41Z16	1
Flange for conduit derivation GWT 650		1SLM004100A1951	41Z17	1/30
Flange for conduit derivation GWT 750		1SPE007715F5111	41Z18	1/30
Label holder 12M	12	1SPE007715F5012	41Z19	5
Label holder 18M	18	1SPE007715F5018	41Z20	5
Partition wall 12M	12	1SPE007715F5112	41Z21	5
Partition wall 18M	18	1SPE007715F5118	41Z22	5
MCB cover 12M GWT 650	12	1SPE007715F5650	41Z23	5/180
MCB cover 12M GWT 750	12	1SPE007715F5750	41Z24	5/180

Consumer units


MISTRAL41 – Order codes terminal blocks



MISTRAL41 – Terminal blocks

Description	Maximum current [A]	Order code	Type code	Packaging
Terminal block N 3 x 16 mm ² +3 x 6 mm ²	100	1SPE007715F0731	41Z57	5/270
Terminal block N 5 x 16 mm ² +6 x 6 mm ²	100	1SPE007715F0732	41Z58	5/150
Terminal block N 7 x 16 mm ² +9 x 6 mm ²	100	1SPE007715F0733	41Z59	5/120
Terminal block N 9 x 16 mm ² +12 x 6 mm ²	100	1SPE007715F0734	41Z60	5/90
Terminal block N 11 x 16 mm ² +15 x 6 mm ²	100	1SPE007715F0735	41Z61	5/90
Terminal block PE 3 x 16 mm ² +3 x 6 mm ²	100	1SPE007715F0741	41Z62	5/270
Terminal block PE 5 x 16 mm ² +6 x 6 mm ²	100	1SPE007715F0742	41Z63	5/150
Terminal block PE 7 x 16 mm ² +9 x 6 mm ²	100	1SPE007715F0743	41Z64	5/120
Terminal block PE 9 x 16 mm ² +12 x 6 mm ²	100	1SPE007715F0744	41Z65	5/90
Terminal block PE 11 x 16 mm ² +15 x 6 mm ²	100	1SPE007715F0745	41Z66	5/90

MISTRAL41 – Terminal blocks screwless



Description	Maximum current [A]	Order code	Type code	Packaging
Terminal block screwless N 5 x 1,5–4 mm ²	63	1SPE007715F9701	41Z70	5/280
Terminal block screwless N 5 x 1,5–4 mm ² +1 x 25 mm ²	63	1SPE007715F9702	41Z71	5/180
Terminal block screwless N 8 x 1,5–4 mm ² +2 x 25 mm ²	63	1SPE007715F9703	41Z72	5/150
Terminal block screwless N 11 x 1,5–4 mm ² +3 x 25 mm ²	63	1SPE007715F9704	41Z73	5/100
Terminal block screwless N 14 x 1,5–4 mm ² +4 x 25 mm ²	63	1SPE007715F9705	41Z74	5/90
Terminal block screwless N 17 x 1,5–4 mm ² +5 x 25 mm ²	63	1SPE007715F9706	41Z75	5/70
Terminal block screwless N 20 x 1,5–4 mm ² +6 x 25 mm ²	63	1SPE007715F9707	41Z76	5/60
Terminal block screwless PE 5 x 1,5–4 mm ² +1 x 25 mm ²	63	1SPE007715F9712	41Z77	5/180
Terminal block screwless PE 8 x 1,5–4 mm ² +2 x 25 mm ²	63	1SPE007715F9713	41Z78	5/150
Terminal block screwless PE 11 x 1,5–4 mm ² +3 x 25 mm ²	63	1SPE007715F9714	41Z79	5/100
Terminal block screwless PE 14 x 1,5–4 mm ² +4 x 25 mm ²	63	1SPE007715F9715	41Z80	5/90
Terminal block screwless PE 17 x 1,5–4 mm ² +5 x 25 mm ²	63	1SPE007715F9716	41Z81	5/70
Terminal block screwless PE 20 x 1,5–4 mm ² +6 x 25 mm ²	63	1SPE007715F9717	41Z82	5/60

MISTRAL41 – Terminal block carriers

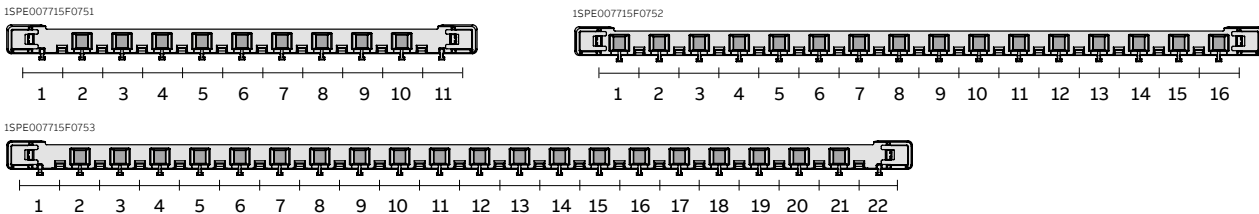


Description	Order code	Type code	Packaging
Carrier 8M	1SPE007715F0751	41Z67	5/280
Carrier 12M	1SPE007715F0752	41Z68	5/225
Carrier 18M	1SPE007715F0753	41Z69	5/150

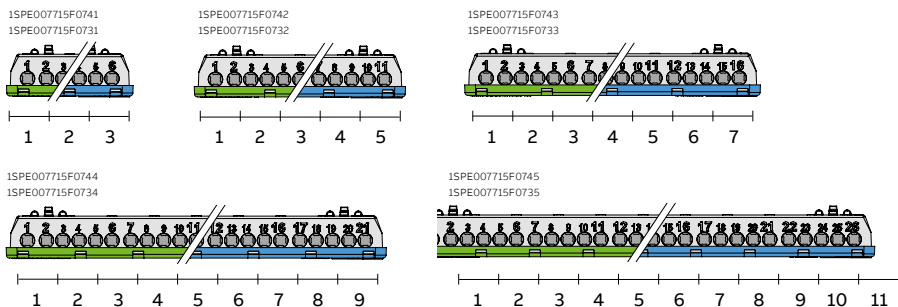
Consumer units

MISTRAL41W – Terminal blocks assembly examples

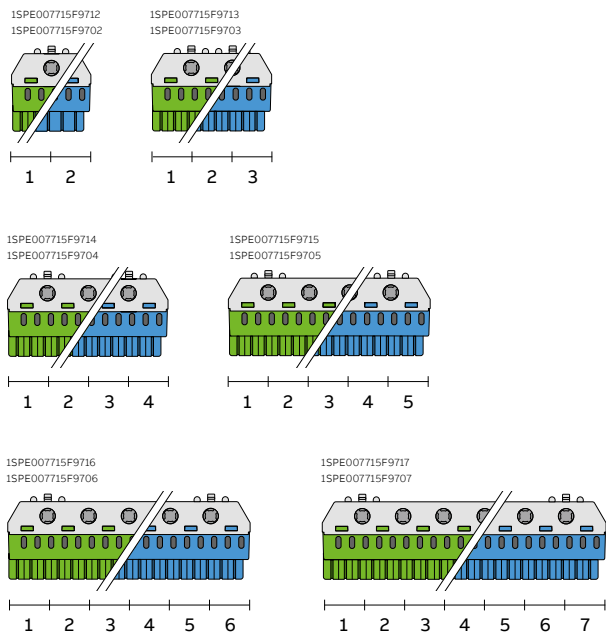
Terminal block carriers



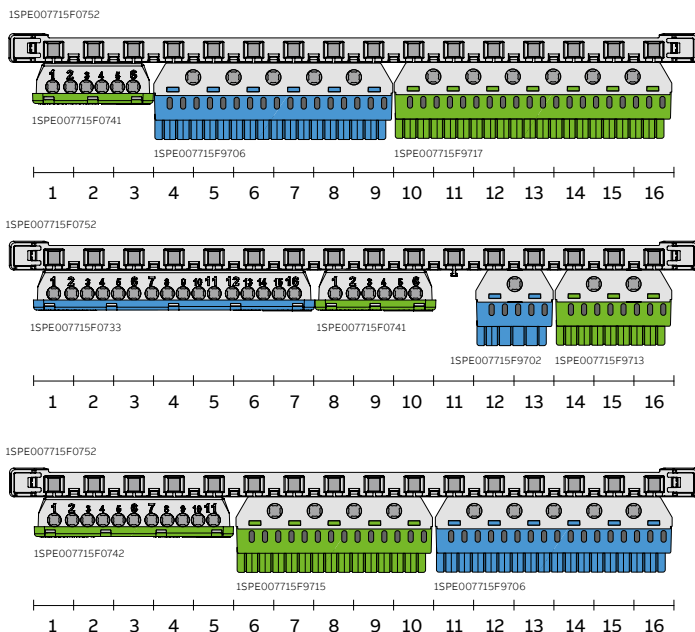
Terminal blocks



Terminal blocks screwless




Assembly examples



Consumer units

MISTRAL41 – Order codes terminal bars



MISTRAL41 – Terminal bars

Description	Order code	Type code
Terminal bar 5 holes D.4.5 mm	M125310000	41Z28
Terminal bar 10 holes D.4.5 mm and 3 holes D.5.6 mm	M125320000	41Z29
Terminal bar 16 holes D.4.5 mm and 3 holes D.5.6 mm	M125330000	41Z30
Terminal bar 15 holes D.4.5 mm and 6 holes D.5.6 mm	M125340000	41Z31
Terminal bar 19 holes D.4.5 mm and 6 holes D.5.6 mm	M125350000	41Z32



MISTRAL41 – Terminal bar carriers

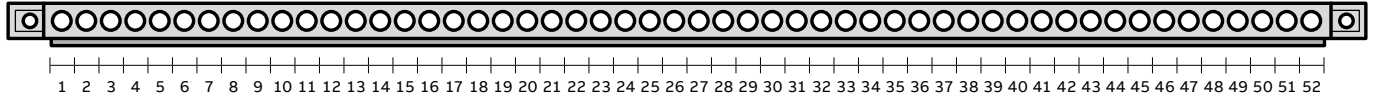
Description	Order code	Type code
Carrier for 8 moduls	1SLM004100A1953	41Z25
Carrier for 12 modules	1SLM004100A1954	41Z26
Carrier for 18 modules	1SLM004100A1955	41Z27

Consumer units

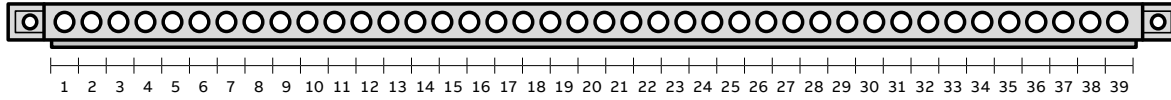
MISTRAL41 – Terminal bars assembly examples

Terminal bar carriers

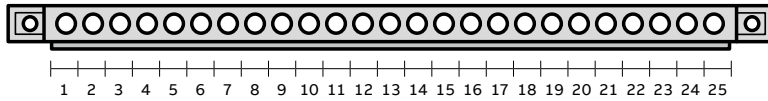
ISLM004100A1955



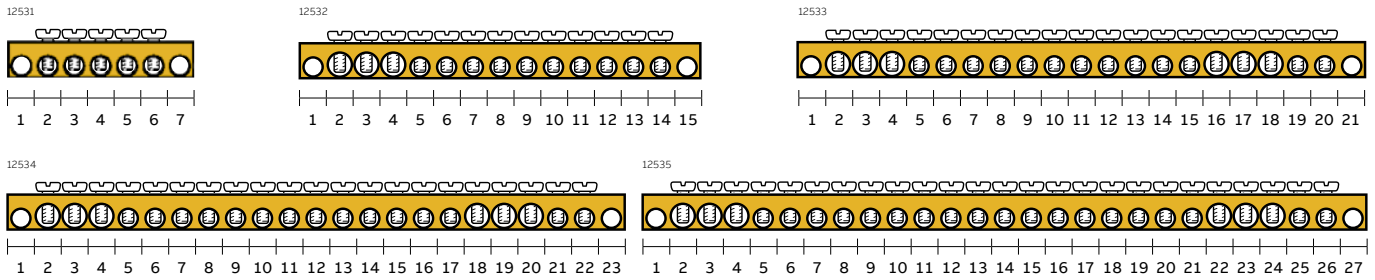
ISLM004100A1954



ISLM004100A1953

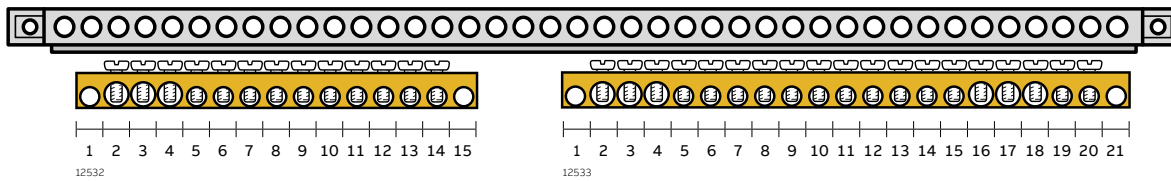


Terminal bars

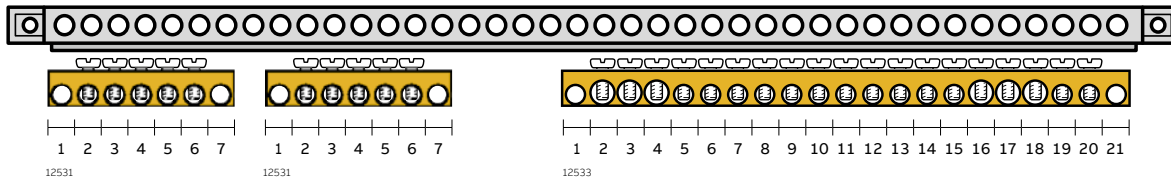


Assembly examples

ISLM004100A1954



ISLM004100A1954



MISTRAL Multimedia

Easy installation for media equipment

Suitable for all kinds of walls

Available for brick walls, flush and hollow wall mounting, with drilled metal base plates always included.



MISTRAL family feeling

MISTRAL Multimedia as enriching addition to the product family.



Neat cabling

The complete installation materials in one place.



Just snap the router on

The device carrier (rubber) makes it easy to assembly internet routers without any additional tools (snap on trap).



Easy connection to different power supplies

Triple socket, 120° swiveling and to fit all sorts of plugs.



Versatile connections

Patch-panels to host RJ45 keystone jacks.

MISTRAL Multimedia

Easy installation for media equipment



MISTRAL Multimedia – Order codes 850 / 650*

Description	Dimensions W x H x D		Order code	Type code	Packaging
	GWT [mm]				
MISTRAL 41F Multimedia 2x12 size opaque door **	850	320x435x107	1SLM004100A6305	M41C24X210850	1/5
MISTRAL 41F Multimedia 3x12 size opaque door **	850	320x600x107	1SLM004100A6307	M41C36X310850	1/4
MISTRAL 41F Multimedia 3x18 size opaque door **	850	430x600x127	1SLM004100A6309	M41C54X310850	1/1

MISTRAL 41W Multimedia 2x12 size opaque door	650	297x387x119	1SLM004100A7105	M41P24X21	1/2
MISTRAL 41W Multimedia 3x12 size opaque door	650	297x512x119	1SLM004100A7107	M41P36X31	1/2
MISTRAL 41W Multimedia 3x18 size opaque door	650	387x512x119	1SLM004100A7109	M41P54X31	1/2

MISTRAL Multimedia – Other accessories

Description	Order code	Type code	Packaging
3-gang socket outlet for Multimedia	1SLM004100A1956	41Z122	1
Patchpanel 10 positions for Multimedia	1SLM004100A3904	41Z141	1/15
Patchpanel 16 positions for Multimedia	1SLM004100A1957	41Z123	1/15
Router holder for Multimedia	1SLM004100A1958	41Z124	1
10-screw kit for Multimedia metal plate	1SLM004100A1959	41Z139	1
Wire holder for Multimedia metal plate	1SLM004100A1960	41Z140	1/5
Hollow wall fixing kit Mistral41 Multimedia	1SLM004100A1961	41Z142	1
Drilled metal base plate 12-module size 41W***	1SLM004100A3902	41Z143	1/10
Drilled metal base plate 18-module size 41W***	1SLM004100A3911	41Z144	1/10
Router Holder Clips	1SLM004100A3912	41Z145	1
Router Holder Rubber	1SLM004100A3913	41Z146	1
Drilled metal base plate 12-module size 41F***	1SLM004100A3914	41Z147	1/10
Drilled metal base plate 18-module size 41F***	1SLM004100A3915	41Z148	1/10

* = drilled metal base plates included

** = for brick and hollow wall applications (hollow wall: fixing kit to be ordered separately)

*** = spare part





MISTRAL65

A versatile range suitable for every application

Efficiency, safety, integration: the new MISTRAL65 series rests on the strengths which have consolidated ABB's image over the years for its expertise and reliability in the area of products for protection, control, monitoring, measurement, safety and energy efficiency. These innovative IP65 rated consumer units complete ABB's wide product range for the residential, commercial and industrial sector.

The range includes solutions with transparent or opaque doors which open up to 180°, and a choice of between 4 and 72 modules, meeting the most recent regulatory requirements and ensuring an enormous variety of application types.





Designed for harsh environments

The MISTRAL65 consumer units come with IP65 protection degree, providing a dust-tight and resistant to jetting water resistance.

Mechanical strength of the MISTRAL65 consumer units are IK09 (10 joule) and IK08 for the precut parts.

Eco-compatible materials

Innovating today does not just mean looking for functional and technologically advanced solutions. For ABB, being innovative means embracing a longer-term perspective by using eco-compatible materials for our products which respect the environment even at the end of their life cycle. For this reason, 100% recyclable, in case of MISTRAL65 even halogen-free, thermoplastics have been used for the consumer units.

Their environmental compatibility has been assessed using the Life Cycle Assessment (LCA) method, an objective tool for analysing energy and environmental impact which analyses the energy and materials used and the emissions released during production.

MISTRAL65H:

Consumer units and switchboards for smarter outdoor installations

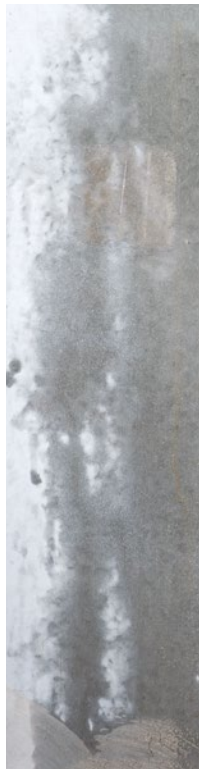
Resistance to salt, dust or UV rays is an essential feature in outdoor applications. Saline environments, chemical industries, sandy/dusty or PV applications require specifically robust products to guarantee reliable distribution of energy to where it is required.



Made for harsh environments and outdoor installations

The MISTRAL65H consumer units and switchboards are self-extinguishing and resistant to abnormal heat and fire up to 750°C (GWT). They provide shock resistance IK10 (20 Joules) and IP65 degree of protection.

Available in 4 sizes and with a wide range of accessories the MISTRAL65H enclosures have been specifically designed for heavy duty environments.






Certified robustness

The new MISTRAL65H consumer units and switchboards are perfectly suitable for heavy duty environments and outdoor installations as they have been tested and certified for:

- Dust/sand resistance (factory internal tested)
- Saline environments (according to IEC 60068-2-5)
- Weathering (according to IEC 60068-2-5)
- Permanent sun exposure (IEC 60068-2-5)
- Self-extinguishing and resistant to abnormal heat and fire up to 750°C (GWT)
- Shock resistance: IK10 (20 Joules)
- Degree of protection: IP65
- Opaque and transparent doors
- Common accessories with the MISTRAL65 standard range



MISTRAL65 / 65H

Fast and easy installation of consumer units

The project design also aimed to optimise cabling, assembly and installation times of the consumer units. Everything has been designed to make the installer's job quicker and easier, allowing them to implement functional and tidy consumer units.



MISTRAL65 / 65H

Fast and easy installation of consumer units

In the multi-row versions, the centre distance of the DIN rails can be varied from 150 mm to 125 mm, further increasing the versatility of the product and using the same standard accessories. The frame is extractable for quick and easy bench cabling.

The ample internal space makes the cables more accessible, facilitating cabling and giving the possibility to anchor the cable-ties to special eye-holes on the frame.

The consumer units are designed to house optional dedicated terminal blocks in two different color schemes to allow quick and tidy cabling, and making separate power supplies easily recognisable, when used.

The range is completely coordinated with ABB MCBs and MCCBs, all of which can be easily installed simply by moving the rail provided for their housing.




01

01 **Variable distance of the DIN rails, 125 mm and 150 mm.**

02 **Withdrawable frame, adjustable DIN rail depth** to ease the installation of any DIN device.

03 **Fast and easy installation** using wall fixing brackets.



02

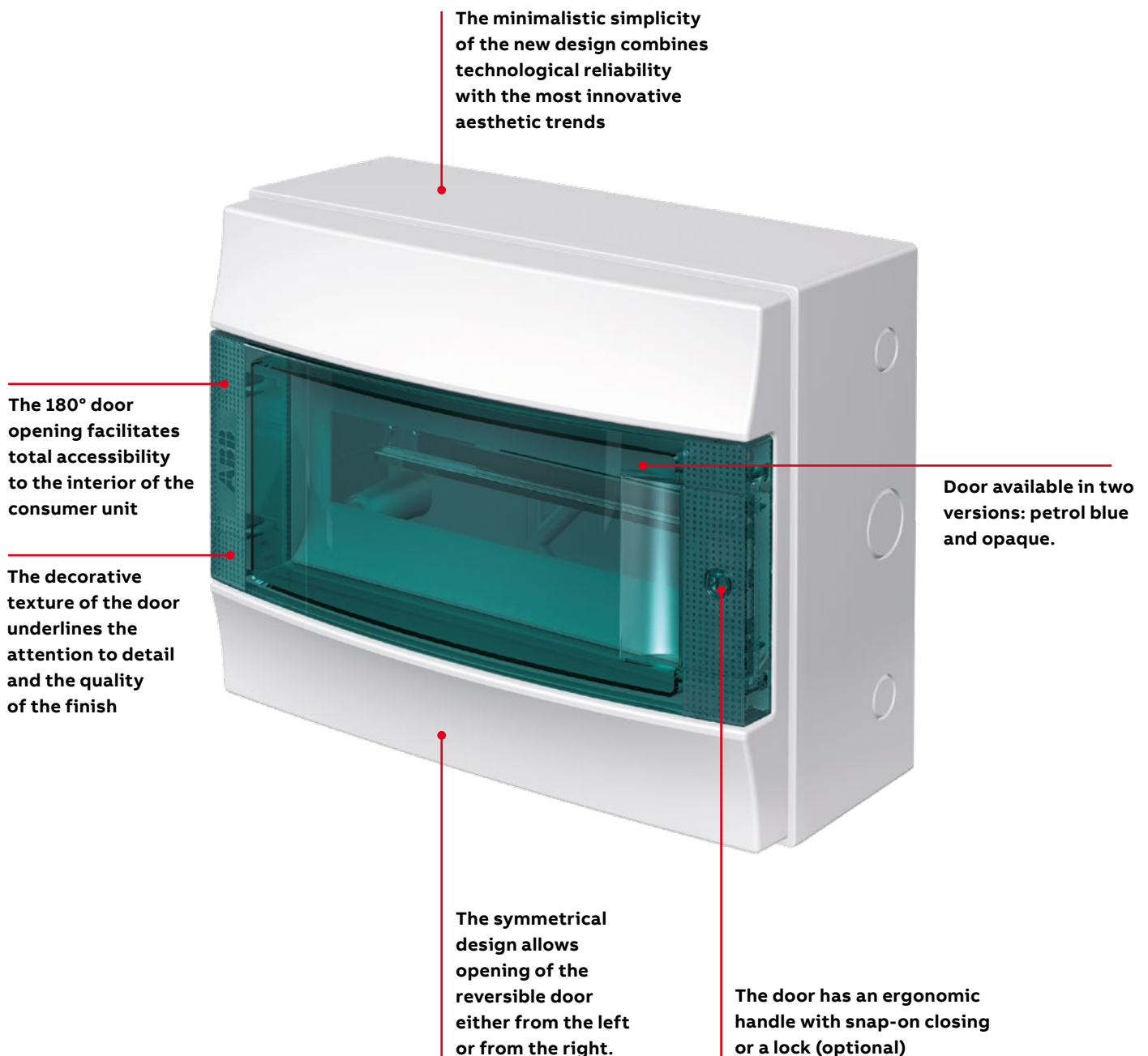


03

MISTRAL65 / 65H

Design and simplicity “all in one”.

The refined design is marked by some particular characteristics, for example the perfect symmetry, which allows either the whole consumer unit or just the front panel to be rotated, easily changing the door opening side.




MISTRAL65 / 65H

Design and simplicity “all in one”.

MISTRAL65 is equipped with smooth surfaces on top and bottom sides. Knockouts are available on both sides of the enclosure.

Interior slots allow the consumer unit to be fixed to the wall in points which are not visible from the outside, thus contributing to an aesthetically clean installation. Special snap-in closure plugs guarantee protection class II (double insulated).

The possibility to add an additional module by removing two pre-trimmed elements is an extremely useful solution which allows additions to be managed easily and tidily when unforeseen installation requirements are called for.




Mistral65H is equipped on one side with knockouts for cable glands, the other side with a smooth surface.

The standard door with ergonomic handle and snap-on closure can be equipped with a lock and key on request, ensuring only authorised persons have access and avoiding tampering or incorrect operations.

An accessory for trunking entry can be positioned at the top or bottom of the consumer unit, connecting and protecting the conductor bundles. A series of internal knockouts allows it to house any type of trunking.

MISTRAL65 / 65H

For simplicity and effectiveness





MISTRAL65 / 65H

For simplicity and effectiveness

The extractable frame simplifies and speeds up bench cabling operations. The slotted holes in the frame allow it to be quickly fixed inside the enclosure.

In order to create space at the top or bottom of the consumer unit, the centre distance of the DIN rails can be modified from the standard distance of 150 mm to 125 mm. The closure panels, which are completely reversible, can be unhooked, reversed and reinstalled with a simple click.

Spaces have been created inside the consumer units to make cabling even easier, with cable clips and holes for fastening the conductors to the frame with simple cable-ties.



3 different terminal systems available

The MISTRAL range of consumer units is supplied with a wide range of terminal systems: Terminal bars with screws and the two versions of terminal blocks offering screw or screwless couplings.

The consumer units can be installed side by side, with cable gland accessories protecting the conductors' path between adjacent units.

The accessories include blind panels and base plates allowing installation of other types of devices aside from modular DIN rail products such as contactors, manual motor starters or devices on the front of the panel.

MISTRAL65 / 65H

Endless installation possibilities

Our product development was inspired by the objective of allowing a wide range of products and solutions with different functions and dimensions to be installed in a single IP65 consumer unit, thus meeting the widest range of needs even in small commercial or industrial applications.




MCBs, MCCBs and devices installed in the front of the panel in an integrated, rational and functionally appropriate position.



MISTRAL65 / 65H

Endless installation possibilities

The frame allows for two different DIN rail positions. This allows products with different depths to be installed, for example MCCBs which, thanks to this solution, are perfectly aligned with other devices in the panel



The first depth level allows standard products to be housed; these include most modular products currently available on the market.




Among the accessories, the availability of blank panels and base plates allows non-modular equipment to be installed on the front of the consumer unit, such as control buttons and indicator lights.

MISTRAL65 / 65H

All details at a glance

The simplicity of the consumer units makes adapting them to various system requirements easy.

Optional terminal blocks which can be installed in the top or bottom of the consumer unit allow the cabling to be performed in a tidy manner and their different colors facilitate recognition of any separate circuits.



- 1. Box for wall mounting
- 2. Reversible front panel
- 3. RAL 7035 opaque door
- 4. Fixed support for DIN rail
- 5. DIN rail

- 6. Wall fastening brackets
- 7. Plugs, protection class II
- 8. Terminal block carriers
- 9. Terminal blocks with screw coupling
- 10. Terminal blocks with screwless coupling


- 11. Module cover
- 12. Finish or closure elements (lock and key optional)
- 13. Reversible panels

MISTRAL65H Switchboard

All details at a glance

The switchboards consist of an empty box and a door to integrate all your interior fittings. A full closing panel is available (snap mounting), which works as an inner door in a typical automation application.


Specific metal plates designed to host Tmax XT MCCBs are available for all the enclosure sizes.



1. Box for wall mounting
2. Metal plate
3. Reversible front panel
4. Inner door
5. RAL 7035 opaque door

MISTRAL65H Switchboard

Harsh environment series



Smooth surface on one side, knock-outs for cable entries on the other

Every front panel is supplied with captive screws, giving practical and safety advantages

The perfect symmetry of the front allows the opening to be completely reversed

MISTRAL65H switchboards have been designed for heavy duty applications

MISTRAL65H Switchboard

Harsh environment series

Resistance to salt, dust and UV rays.



MISTRAL65H Switchboard is equipped on one side with knockouts for cable glands, the other side with a smooth surface.



Tmax XT kits are available to install XT1 and XT2 breakers.



MISTRAL65H switchboards offer a wide, safe space to integrate all your interior fittings.



Wide range of accessories.



Inner doors allow integration of signaling devices and push buttons for automation applications.

Consumer units

MISTRAL65 – Ordering details wall-mounted IP65



4 modules



8 modules



12 modules



18 modules



24 modules



36 modules



MISTRAL65 – Order codes 650

Description	N° of modules [18 mm]	GWT	Dimensions WxHxD [mm]	Order code	Type code	Packaging
Consumer units MISTRAL65 wall - 1 Row						
Opaque door 4M	4	650	152x202x117	1SL1100A00	65P04X11	1/24
Transparent door 4M	4	650	152x202x117	1SL1200A00	65P04X12	1/24
Opaque door 8M	8	650	232x250x154	1SL1101A00	65P08X11	1/11
Transparent door 8M	8	650	232x250x154	1SL1201A00	65P08X12	1/11
Opaque door 12M	12	650	320x250x155	1SL1102A00	65P12X11	1/7
Transparent door 12M	12	650	320x250x155	1SL1202A00	65P12X12	1/7
Opaque door 18M	18	650	430x250x155	1SL1103A00	65P18X11	1/4
Transparent door 18M	18	650	430x250x155	1SL1203A00	65P18X12	1/4
Consumer units MISTRAL65 wall - 2 Rows						
Opaque door 24M	24	650	320x435x155	1SL1104A00	65P12X21	1/4
Transparent door 24M	24	650	320x435x155	1SL1204A00	65P12X22	1/4
Opaque door 36M2F	36	650	430x435x155	1SL1105A00	65P18X21	1/2
Transparent door 36M2F	36	650	430x435x155	1SL1205A00	65P18X22	1/2

Consumer units

MISTRAL65 – Ordering details wall-mounted IP65



36 modules



54 modules



48 modules



72 modules



MISTRAL65 – Order codes 650

Description	N° of modules		Dimensions WxHxD [mm]	Order code	Type code	Packaging
	[18 mm]	GWT				
Consumer units MISTRAL65 wall - 3 Rows						
Opaque door 36M3F	36	650	320x600x155	1SL1106A00	65P12X31	1/3
Transparent door 36M3F	36	650	320x600x155	1SL1206A00	65P12X32	1/3
Consumer units MISTRAL65 wall - 4 Rows						
Opaque door 54M	54	650	430x600x155	1SL1108A00	65P18X31	1/1
Transparent door 54M	54	650	430x600x155	1SL1208A00	65P18X32	1/1
Consumer units MISTRAL65 wall - 4 Rows						
Opaque door 48M	48	650	320x735x155	1SL1107A00	65P12X41	1/1
Transparent door 48M	48	650	320x735x155	1SL1207A00	65P12X42	1/1
Consumer units MISTRAL65 wall - 4 Rows						
Opaque door 72M	72	650	430x735x155	1SL1109A00	65P18X41	1/1
Transparent door 72M	72	650	430x735x155	1SL1209A00	65P18X42	1/1

Consumer units

MISTRAL65H – Ordering details wall-mounted IP65



4 modules



8 modules



12 modules



18 modules



24 modules



36 modules



MISTRAL65H – Order codes 750

Description	N° of modules [18 mm]	GWT	Dimensions WxHxD [mm]	Order code	Type code	Packaging
Consumer units MISTRAL65 wall - 1 Row						
Opaque door 4M	4	750	152x202x117	1SLM006500A2110	H65P04X110750	1/24
Transparent door 4M	4	750	152x202x117	1SLM006500A2210	H65P04X110750	1/24
Opaque door 8M	8	750	232x250x154	1SLM006500A2111	H65P08X110750	1/11
Transparent door 8M	8	750	232x250x154	1SLM006500A2211	H65P08X120750	1/11
Opaque door 12M	12	750	320x250x155	1SLM006500A2112	H65P12X110750	1/7
Transparent door 12M	12	750	320x250x155	1SLM006500A2212	H65P12X120750	1/7
Opaque door 18M	18	750	430x250x155	1SLM006500A2113	H65P18X110750	1/4
Transparent door 18M	18	750	430x250x155	1SLM006500A2213	H65P18X120750	1/4
Consumer units MISTRAL65 wall - 2 Rows						
Opaque door 24M	24	750	320x435x155	1SLM006500A2114	H65P12X210750	1/4
Transparent door 24M	24	750	320x435x155	1SLM006500A2214	H65P12X220750	1/4
Opaque door 36M2F	36	750	430x435x155	1SLM006500A2115	H65P18X210750	1/2
Transparent door 36M2F	36	750	430x435x155	1SLM006500A2215	H65P18X220750	1/2

Consumer units

MISTRAL65H – Ordering details wall-mounted IP65



36 modules



54 modules



48 modules



72 modules



MISTRAL65H – Order codes 750

Description	N° of modules [18 mm]	GWT	Dimensions WxHxD [mm]	Order code	Type code	Packaging
Consumer units MISTRAL65 wall - 3 Rows						
Opaque door 36M3F	36	750	320x600x155	1SLM006500A2116	H65P12X310750	1/3
Transparent door 36M3F	36	750	320x600x155	1SLM006500A2216	H65P12X320750	1/3
Opaque door 54M	54	750	430x600x155	1SLM006500A2118	H65P18X310750	1/1
Transparent door 54M	54	750	430x600x155	1SLM006500A2218	H65P18X320750	1/1
Consumer units MISTRAL65 wall - 4 Rows						
Opaque door 48M	48	750	320x735x155	1SLM006500A2117	H65P12X410750	1/1
Transparent door 48M	48	750	320x735x155	1SLM006500A2217	H65P12X420750	1/1
Opaque door 72M	72	750	430x735x155	1SLM006500A2119	H65P18X410750	1/1
Transparent door 72M	72	750	430x735x155	1SLM006500A2219	H65P18X420750	1/1

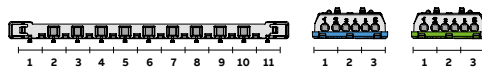
Consumer units

MISTRAL65 – Ordering details with terminals IP65

MISTRAL65 – Order codes



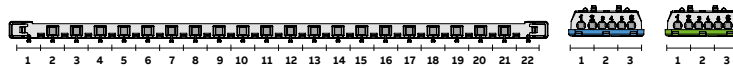
Description	N° of modules [18 mm]	GWT	Dimensions W x H x D [mm]	Order code	Type code	Packaging
Consumer units MISTRAL65 wall - 8 modules						
Opaque door 8M 12SM	8	650	232x250x154	1SLM006501A1101	65P08X11A	1/11
Transparent door 8M 12SM	8	650	232x250x154	1SLM006501A1201	65P08X12A	1/11



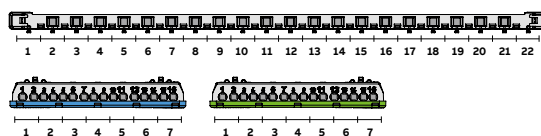
Consumer units MISTRAL65 wall - 12 modules						
Opaque door 12M 22SM	12	650	320x250x155	1SLM006501A1102	65P12X11A	1/7
Transparent door 12M 22SM	12	650	320x250x155	1SLM006501A1202	65P12X12A	1/7



Consumer units MISTRAL65 wall - 18 modules						
Opaque door 18M 12SM	18	650	430x250x155	1SLM006501A1103	65P18X11Z	1/4
Transparent door 18M 12SM	18	650	430x250x155	1SLM006501A1203	65P18X12Z	1/4



Consumer units MISTRAL65 wall - 18 modules						
Opaque door 18M 32SM	18	650	430x250x155	1SLM006502A1103	65P18X11A	1/4
Transparent door 18M 32SM	18	650	430x250x155	1SLM006502A1203	65P18X12A	1/4



Consumer units MISTRAL65 wall - 24 modules						
Opaque door 24M 24SM	24	650	320x435x155	1SLM006501A1104	65P12X21Z	1/4
Transparent door 24M 24SM	24	650	320x435x155	1SLM006501A1204	65P12X22Z	1/4



Consumer units

MISTRAL65 – Ordering details with terminals IP65



24 modules



MISTRAL65 – Order codes

Description	N° of modules [18 mm]	GWT	Dimensions W x H x D [mm]	Order code	Type code	Packaging
Consumer units MISTRAL65 wall - 24 modules						
Opaque door 24M 42SM	24	650	320x435x155	1SLM006502A1104	65P12X21A	1/4
Transparent door 24M 42SM	24	650	320x435x155	1SLM006502A1204	65P12X22A	1/4

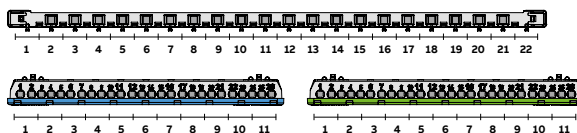


36 modules



Consumer units MISTRAL65 wall - 36 modules

Opaque door 36M2F 52SM	36	650	430x435x155	1SLM006501A1105	65P18X21A	1/2
Transparent door 36M2F 52SM	36	650	430x435x155	1SLM006501A1205	65P18X22A	1/2

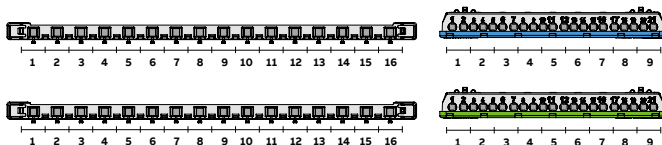


36 modules



Consumer units MISTRAL65 wall - 36 modules

Opaque door 36M3F 42SM	36	650	320x600x155	1SLM006501A1106	65P12X31A	1/3
Transparent door 36M3F 42SM	36	650	320x600x155	1SLM006501A1206	65P12X32A	1/3



Consumer units

MISTRAL65 – Ordering details with terminals IP65



48 modules



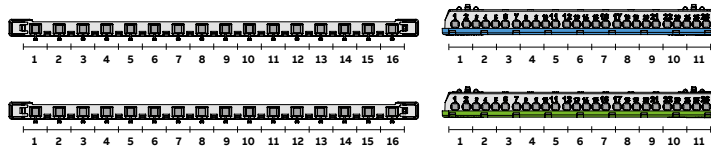
54 modules



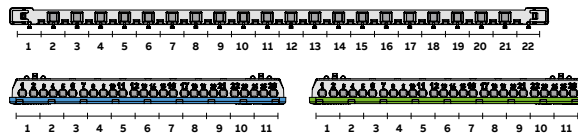
72 modules

MISTRAL65 – Order codes

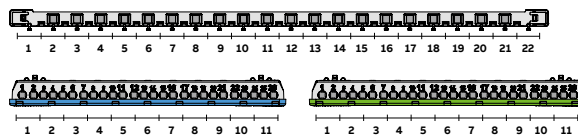
Description	N° of modules [18 mm]	GWT	Dimensions W x H x D [mm]		Order code	Type code	Packaging
Consumer units MISTRAL65 wall - 48 modules							
Opaque door 48M 52SM	48	650	320x735x155		1SLM006501A1107	65P12X41A	1/1
Transparent door 48M 52SM	48	650	320x735x155		1SLM006501A1207	65P12X42A	1/1



Consumer units MISTRAL65 wall - 54 modules							
Opaque door 54M 52SM	54	650	430x600x155		1SLM006501A1108	65P18X31A	1/1
Transparent door 54M 52SM	54	650	430x600x155		1SLM006501A1208	65P18X32A	1/1



Consumer units MISTRAL65 wall - 72 modules							
Opaque door 72M 52SM	72	650	430x735x155		1SLM006501A1109	65P18X41A	1/1
Transparent door 72M 52SM	72	650	430x735x155		1SLM006501A1209	65P18X42A	1/1



Consumer units

MISTRAL65H Switchboard – Ordering details wall-mounted IP65



MISTRAL65H switchboard*

Description	Dimensions WxHxD [mm]	Order code	Type code	Packaging
2x12 module size opaque door	320 x 435 x 155	1SLM006500A3114	S65P12X210750	1/4
3x12 module size opaque door	320 x 600 x 155	1SLM006500A3116	S65P12X310750	1/3
2x18 module size opaque door	430 x 435 x 155	1SLM006500A3115	S65P18X210750	1/2
3x18 module size opaque door	430 x 600 x 155	1SLM006500A3118	S65P18X310750	1/1

* For the switchboards, modules indicate size

All units on this page will be delivered without connection terminals

Consumer units

MISTRAL65 / 65H – Ordering details accessories



Opaque door



Transparent door



Base plates




Kits for Tmax XT

MISTRAL65 / 65H / 65H Switchboards – Common accessories

Description	N° of modules [18 mm]	Order code	Type code	Packaging
Opaque door				
Opaque door 4M	4	1SL1900A00	1SLM006500A1900	1/15
Opaque door 8M	8	1SL1902A00	1SLM006500A1902	1/20
Opaque door 12M	12	1SL1904A00	1SLM006500A1904	1/10
Opaque door 18M	18	1SL1906A00	1SLM006500A1906	1/20
Opaque door 24M / 48M	24/48	1SL1908A00	1SLM006500A1908	1/6
Opaque door 36M (3 rows)	36	1SL1910A00	1SLM006500A1910	1/10
Opaque door 36M (2 rows) / 72M	36/72	1SL1912A00	1SLM006500A1912	1/14
Opaque door 54M	54	1SL1914A00	1SLM006500A1914	1/8
Transparent door				
Transparent door 4M	4	1SL1901A00	1SLM006500A1901	1/15
Transparent door 8M	8	1SL1903A00	1SLM006500A1903	1/20
Transparent door 12M	12	1SL1905A00	1SLM006500A1905	1/10
Transparent door 18M	18	1SL1907A00	1SLM006500A1907	1/20
Transparent door 24M / 48M	24/48	1SL1909A00	1SLM006500A1909	1/6
Transparent door 36M (3 rows)	36	1SL1911A00	1SLM006500A1911	1/10
Transparent door 36M (2 rows) / 72M	36/72	1SL1913A00	1SLM006500A1913	1/14
Transparent door 54M	54	1SL1915A00	1SLM006500A1915	1/8
Base plates				
Metal base plate 12M	12	1SL1920A00	1SLM006500A1920	1/12
Metal base plate 2x12M	2x12	1SL1921A00	1SLM006500A1921	1/4
Metal base plate 18M	18	1SL1922A00	1SLM006500A1922	1/8
Metal base plate 2x18M	2x18	1SL1923A00	1SLM006500A1923	1/4
Metal base plate 3x12M	3x12	1SLM006500A1951	41Z125	1/5
Metal base plate 3x18M	3x18	1SLM006500A1952	41Z126	1/5
Plastic base plate 2x12M	2x12	1SLM006500A1953	41Z127	1/5
Plastic base plate 2x18M	2x18	1SLM006500A1954	41Z128	1/5
Plastic base plate 3x12M	3x12	1SLM006500A1955	41Z129	1/5
Plastic base plate 3x18M	3x18	1SLM006500A1956	41Z130	1/5
Kits for Tmax XT				
Kit for Tmax XT 3x12 size MISTRAL65H switchboard	3x12	1SLM006500A1959	41Z133	1
Kit for Tmax XT 3x18 size MISTRAL65H switchboard	3x18	1SLM006500A1960	41Z134	1
Kit for Tmax XT 2x12 size MISTRAL65H switchboard	2x12	1SLM006500A1969	41Z131	1
Kit for Tmax XT 2x18 size MISTRAL65H switchboard	2x18	1SLM006500A1970	41Z132	1

Consumer units

MISTRAL65 / 65H – Ordering details accessories



Blind panel



Wall fixing brackets



Module cover



Lock



Cable gland



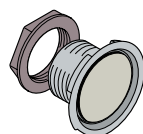
Adapter for trunking



Junction unit



Inner doors



Base socket

MISTRAL65 / 65H / 65H Switchboards – Other accessories

Description	N° of modules [18 mm]	Order code	Type code	Packaging
Blind panel				
Central blind panel 12M MISTRAL65 *	12	1SL1945A00	1SLM006500A1945	1/15
Blind panel 12M MISTRAL65	12	1SL1946A00	1SLM006500A1946	1/20
Central blind panel 18M MISTRAL65 **	18	1SL1947A00	1SLM006500A1947	1/30
Blind panel 18M MISTRAL65	18	1SL1948A00	1SLM006500A1948	1/30
Other accessories				
Wall fixing brackets (4 pcs)		1SL1927A00	1SLM006500A1927	1/30
Module cover 12M MISTRAL65 / 65H	12	1SL1929A00	1SLM006500A1929	5/180
Lock with key		1SL1931A00	1SLM006500A1931	1/10
Cable gland Ø 16		1SL1935A00	1SLM006500A1935	10/100
Cable gland Ø 20		1SL1936A00	1SLM006500A1936	10/100
Cable gland Ø 25		1SL1937A00	1SLM006500A1937	10/100
Cable gland Ø 32		1SL1938A00	1SLM006500A1938	5/50
Adapter for trunking		1SL1942A00	1SLM006500A1942	1/10
Junction unit Ø 28,5		1SL1949A00	1SLM006500A1949	10/400
Inner doors				
Inner door for 2x12 size MISTRAL65H switchboard	2x12	1SLM006500A1961	41Z135	1
Inner door for 2x18 size MISTRAL65H switchboard	2x18	1SLM006500A1962	41Z136	1
Inner door for 3x12 size MISTRAL65H switchboard	3x12	1SLM006500A1963	41Z137	1
Inner door for 3x18 size MISTRAL65H switchboard	3x18	1SLM006500A1964	41Z138	1

Anti-condensation kit

- Kit in special material to prevent condensation from forming inside the switchboard: it include **GORE™ MEMBRANE VENTING**
- Impermeable to water (pressure): 0.6 bar / 60 sec.
- Air flow: 400 ml/min. (dp = 70 mbar)
- the number of kits to be installed depend on the number and type of devices installed inside the switchboard.
- IP66

Description	Code	Unit/Pack
Anti-condensation kit	1SL0351A00	1/6


* MISTRAL65 panels 3 rows – 36 modules (3 x 12)

** MISTRAL65 panels 3 rows – 54 modules (3 x 18)

Consumer units


MISTRAL65 / 65H – Ordering details terminal blocks

MISTRAL41 – Terminal blocks



Description	Maximum current [A]	Order code	Type code	Packaging
Terminal block				
Terminal block N 3 x 16 mm ² +3 x 6 mm ²	100	1SPE007715F0731	41Z57	5/270
Terminal block N 5 x 16 mm ² +6 x 6 mm ²	100	1SPE007715F0732	41Z58	5/150
Terminal block N 7 x 16 mm ² +9 x 6 mm ²	100	1SPE007715F0733	41Z59	5/120
Terminal block N 9 x 16 mm ² +12 x 6 mm ²	100	1SPE007715F0734	41Z60	5/90
Terminal block N 11 x 16 mm ² +15 x 6 mm ²	100	1SPE007715F0735	41Z61	5/90
Terminal block PE				
Terminal block PE 3 x 16 mm ² +3 x 6 mm ²	100	1SPE007715F0741	41Z62	5/270
Terminal block PE 5 x 16 mm ² +6 x 6 mm ²	100	1SPE007715F0742	41Z63	5/150
Terminal block PE 7 x 16 mm ² +9 x 6 mm ²	100	1SPE007715F0743	41Z64	5/120
Terminal block PE 9 x 16 mm ² +12 x 6 mm ²	100	1SPE007715F0744	41Z65	5/90
Terminal block PE 11 x 16 mm ² +15 x 6 mm ²	100	1SPE007715F0745	41Z66	5/90

MISTRAL41 – Terminal blocks screwless



Description	Maximum current [A]	Order code	Type code	Packaging
Terminal block screwless				
Terminal block screwless N 5 x 1,5–4 mm ²	63	1SPE007715F9701	41Z70	5/280
Terminal block screwless N 5 x 1,5–4 mm ² +1 x 25 mm ²	63	1SPE007715F9702	41Z71	5/180
Terminal block screwless N 8 x 1,5–4 mm ² +2 x 25 mm ²	63	1SPE007715F9703	41Z72	5/150
Terminal block screwless N 11 x 1,5–4 mm ² +3 x 25 mm ²	63	1SPE007715F9704	41Z73	5/100
Terminal block screwless N 14 x 1,5–4 mm ² +4 x 25 mm ²	63	1SPE007715F9705	41Z74	5/90
Terminal block screwless N 17 x 1,5–4 mm ² +5 x 25 mm ²	63	1SPE007715F9706	41Z75	5/70
Terminal block screwless N 20 x 1,5–4 mm ² +6 x 25 mm ²	63	1SPE007715F9707	41Z76	5/60
Terminal block screwless PE				
Terminal block screwless PE 5 x 1,5–4 mm ² +1 x 25 mm ²	63	1SPE007715F9712	41Z77	5/180
Terminal block screwless PE 8 x 1,5–4 mm ² +2 x 25 mm ²	63	1SPE007715F9713	41Z78	5/150
Terminal block screwless PE 11 x 1,5–4 mm ² +3 x 25 mm ²	63	1SPE007715F9714	41Z79	5/100
Terminal block screwless PE 14 x 1,5–4 mm ² +4 x 25 mm ²	63	1SPE007715F9715	41Z80	5/90
Terminal block screwless PE 17 x 1,5–4 mm ² +5 x 25 mm ²	63	1SPE007715F9716	41Z81	5/70
Terminal block screwless PE 20 x 1,5–4 mm ² +6 x 25 mm ²	63	1SPE007715F9717	41Z82	5/60

MISTRAL41 – Terminal block carriers

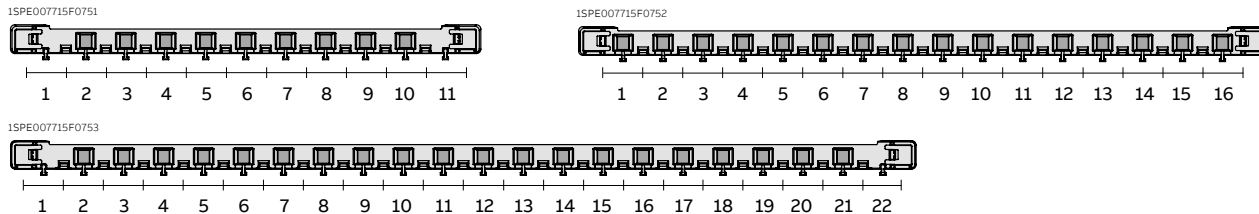


Description	Order code	Type code	Packaging
Terminal carriers			
Carrier 8M	1SPE007715F0751	41Z67	5/280
Carrier 12M	1SPE007715F0752	41Z68	5/225
Carrier 18M	1SPE007715F0753	41Z69	5/150

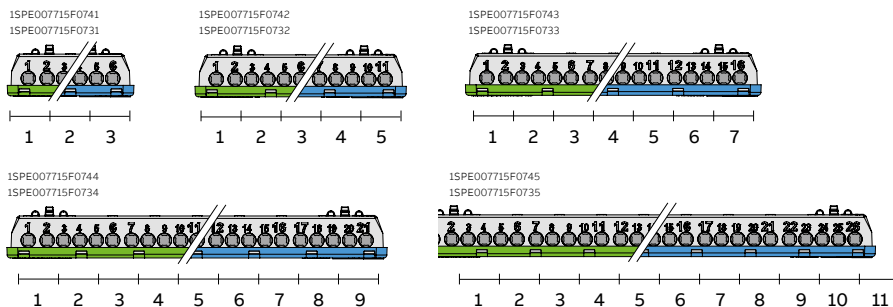
Consumer units

MISTRAL65 / 65H – Terminal blocks assembly examples

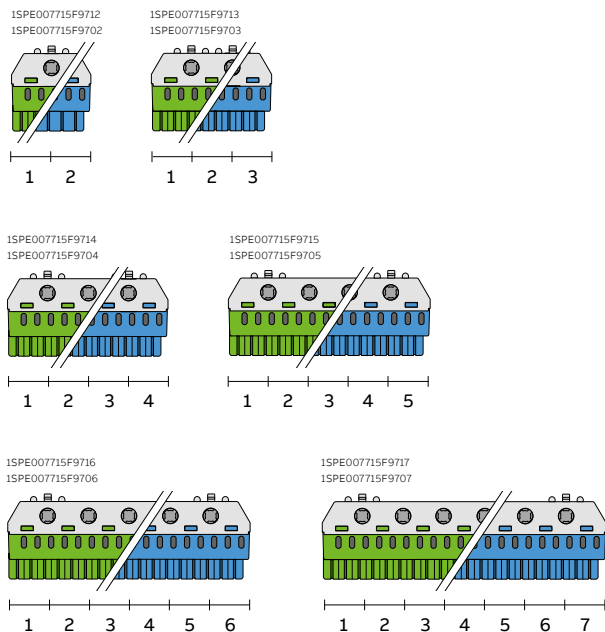
Terminal block carriers



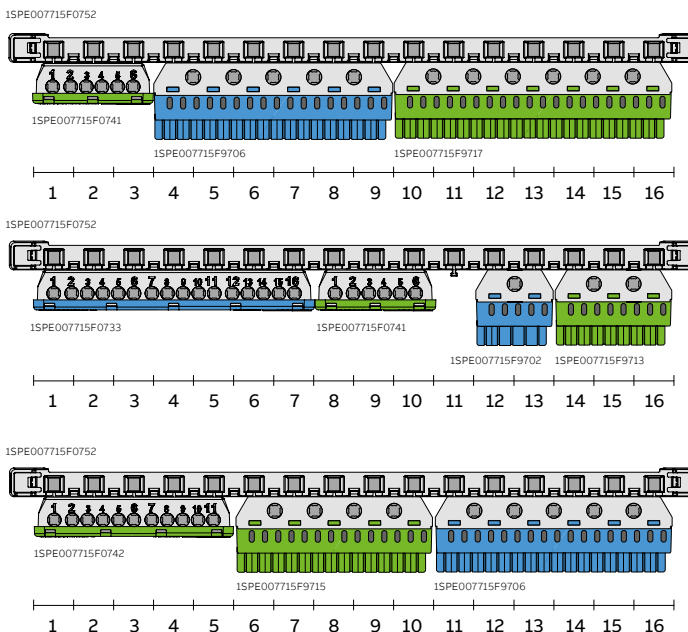
Terminal blocks



Terminal blocks screwless




Assembly examples



Consumer units

MISTRAL65 / 65H – Ordering details terminal bars



MISTRAL41 – Terminal bars

Description	Order code	Type code
Terminal bars		
Terminal bar 5 holes D.4.5 mm	12531	41Z28
Terminal bar 10 holes D.4.5 mm and 3 holes D.5.6 mm	12532	41Z29
Terminal bar 16 holes D.4.5 mm and 3 holes D.5.6 mm	12533	41Z30
Terminal bar 15 holes D.4.5 mm and 6 holes D.5.6 mm	12534	41Z31
Terminal bar 19 holes D.4.5 mm and 6 holes D.5.6 mm	12535	41Z32



MISTRAL41 – Terminal bar carriers

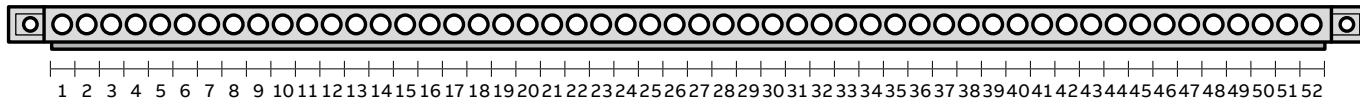
Description	Order code	Type code
Terminal carrier		
Carrier for 8 moduls	1SLM004100A1953	41Z25
Carrier for 12 modules	1SLM004100A1954	41Z26
Carrier for 18 modules	1SLM004100A1955	41Z27

Consumer units

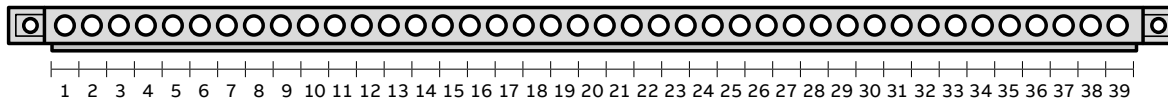
MISTRAL65 / 65H – Terminal bars assembly examples

Terminal bar carriers

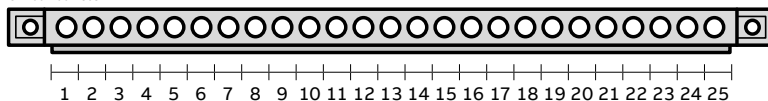
ISLM004100A1955



ISLM004100A1954



ISLM004100A1953

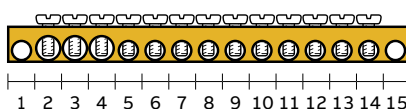


Terminal bars

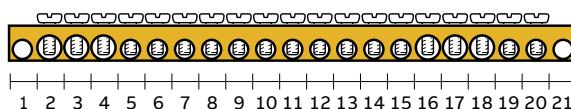
12531



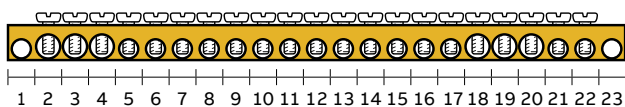
12532



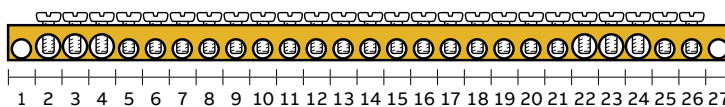
12533



12534

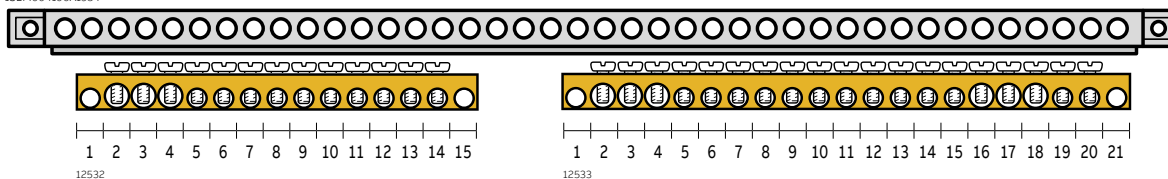


12535

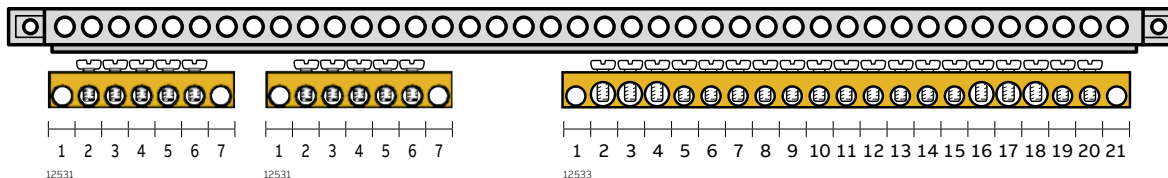


Assembly examples

ISLM004100A1954




ISLM004100A1954



Consumer units

basic E



basic E consumer units

With basic E you find a complete assortment of high quality enclosures made for small and medium flats, multiple dwellings or office and administration buildings. They are available in different sizes, colors, wall and flush mounted versions with smart accessories. Efficient enclosures from basic E are used wherever power is metered and distributed. A diversity of applications and products from which you can only benefit with ABB.

basic E enclosures are available in 8 different sizes



2 Modules

4 Modules

6 Modules

8 Modules

12 Modules

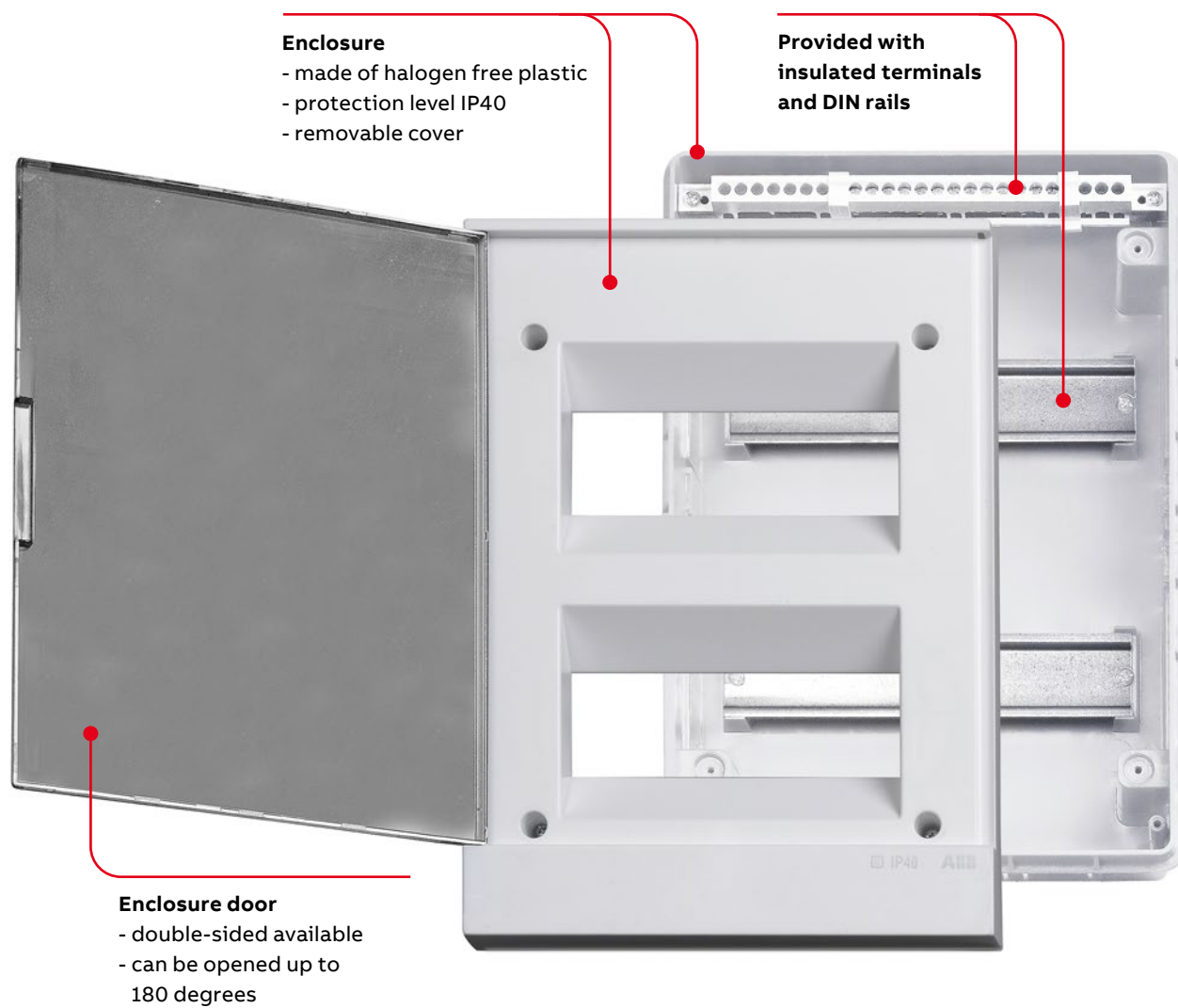
16 Modules

24 Modules

36 Modules

Consumer units

basic E



basic E – simplified ordering code for easy reference

BE	X	XX	X	X	XX
Series name	Instal. type	IP rating	Door type	Terminal bar	Number of modules
basic E	W = wall	40	1 = opaque	0 = no bars	02
	F = flush	41	2 = transparent	1 = config. 1	04
		65		2 = config. 2	06
				n = config. N	08
					12
					24
					36

Consumer units

basic E - Flush-mounted

No. of Modules	Description	Type code	Order code	Pieces per pack
2M	Flush-mounted opaque white door 2 modules	BEF401202	1SZR004002A1100	40
	Flush-mounted transparent grey door 2 modules	BEF402202	1SZR004002A1200	
4M	Flush-mounted opaque white door 4 modules	BEF401204	1SZR004002A1101	25
	Flush-mounted transparent grey door 4 modules	BEF402204	1SZR004002A1201	
6M	Flush-mounted opaque white door 6 modules	BEF401206	1SZR004002A1102	20
	Flush-mounted transparent grey door 6 modules	BEF402206	1SZR004002A1202	
8M	Flush-mounted opaque white door 8 modules	BEF401208	1SZR004002A1103	15
	Flush-mounted transparent grey door 8 modules	BEF402208	1SZR004002A1203	
12M	Flush-mounted opaque white door 12 modules	BEF401212	1SZR004002A1104	10
	Flush-mounted transparent grey door 12 modules	BEF402212	1SZR004002A1204	
16M	Flush-mounted opaque white door 16 modules	BEF401216	1SZR004002A1105	10
	Flush-mounted transparent grey door 16 modules	BEF402216	1SZR004002A1205	
24M	Flush-mounted opaque white door 24 modules	BEF401224	1SZR004002A1107	5
	Flush-mounted transparent grey door 24 modules	BEF402224	1SZR004002A1207	
36M	Flush-mounted opaque white door 36 modules	BEF401236	1SZR004002A1109	5
	Flush-mounted transparent grey door 36 modules	BEF402236	1SZR004002A1209	
	Module cover 2 DIN modules		1SZR000000A0001	30



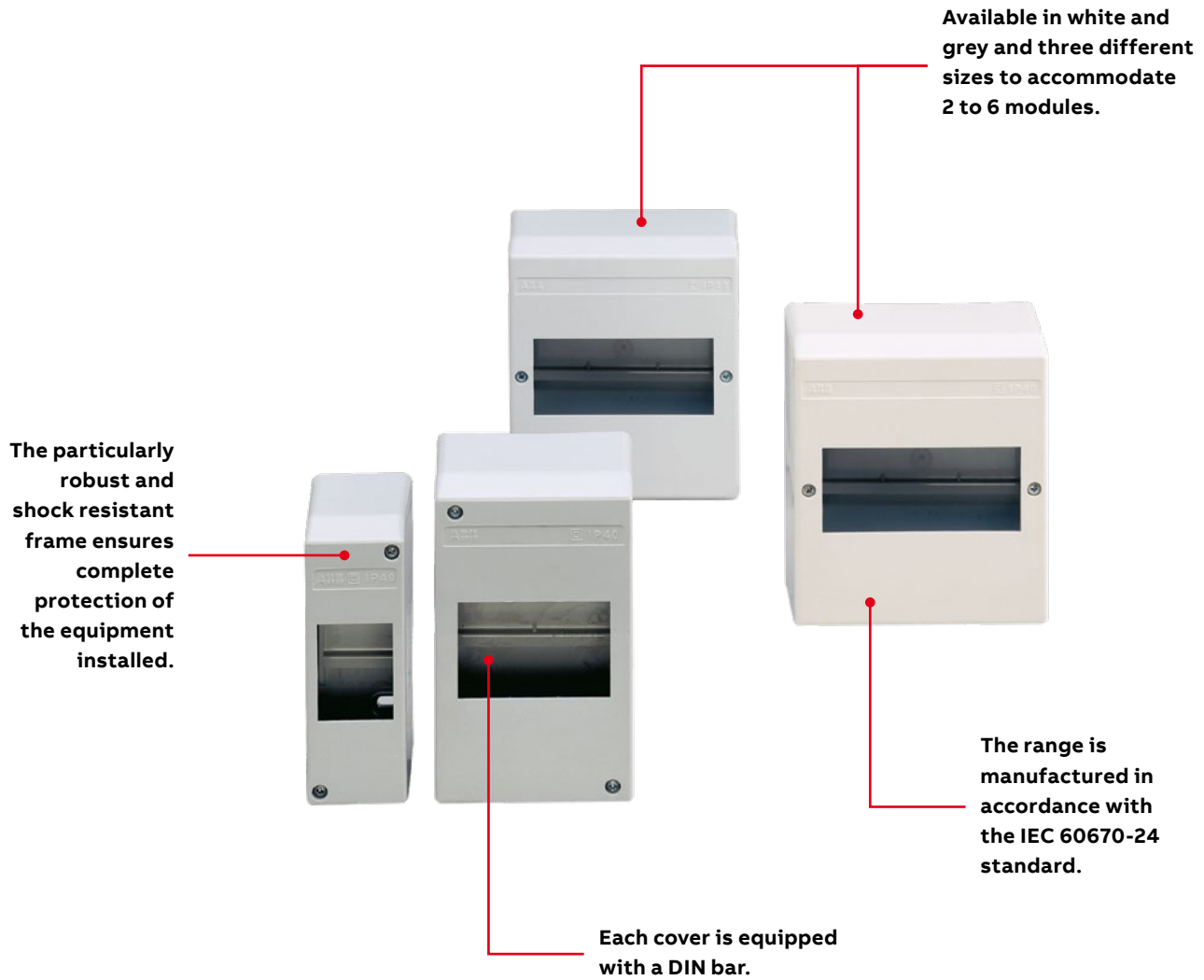
Consumer units

basic E - Wall-mounted

No. of Modules	Description	Type code	Order code	Pieces per pack
2M	Wall-mounted opaque white door 2 modules	BEW401202	1SZR004002A2100	40
	Wall-mounted transparent grey door 2 modules	BEW402202	1SZR004002A2200	
4M	Wall-mounted opaque white door 4 modules	BEW401204	1SZR004002A2101	25
	Wall-mounted transparent grey door 4 modules	BEW402204	1SZR004002A2201	
6M	Wall-mounted opaque white door 6 modules	BEW401206	1SZR004002A2102	20
	Wall-mounted transparent grey door 6 modules	BEW402206	1SZR004002A2202	
8M	Wall-mounted opaque white door 8 modules	BEW401208	1SZR004002A2103	15
	Wall-mounted transparent grey door 8 modules	BEW402208	1SZR004002A2203	
12M	Wall-mounted opaque white door 12 modules	BEW401212	1SZR004002A2104	10
	Wall-mounted transparent grey door 12 modules	BEW402212	1SZR004002A2204	
16M	Wall-mounted opaque white door 16 modules	BEW401216	1SZR004002A2105	10
	Wall-mounted transparent grey door 16 modules	BEW402216	1SZR004002A2205	
24M	Wall-mounted opaque white door 24 modules	BEW401224	1SZR004002A2107	5
	Wall-mounted transparent grey door 24 modules	BEW402224	1SZR004002A2207	
36M	Wall-mounted opaque white door 36 modules	BEW401236	1SZR004002A2109	5
	Wall-mounted transparent grey door 36 modules	BEW402236	1SZR004002A2209	

Mini EUROPA40

Wall-mounting covers without door IP40



Mini EUROPA40

Wall-mounting covers without door IP40



This consumer unit without door reaches IP40.



The upper and lower walls include precuts on the internal side for the passing through of wiring trunking.



These covers can be opened from the front side to ensure easier access during installation.

Technical characteristics

Protection degree: IP40.

Colour: RAL 9016 red and RAL 7035 grey.

Material: manufactured in self-extinguishing thermoplastic resistant to abnormal heat and to fire up to 650°C (glow wire test), according to IEC 60695-2-11 standard.

Installation temperature: -25°C ÷ +60°C.

Shock resistant: 6 joule (with mounted circuit breakers).

Conformity: IEC 60670-24 certification.



Consumer units

Mini EUROPA40 - Order codes



2 modules

Description	No. of modules [18 mm]	Dimensions WxHxD [mm]	Order code	Packaging
RAL 9016 white	2	50x140x65	1SL2402A00	1/45
RAL 7035 grey	2	50x140x65	12422	1/45



4 modules

RAL 9016 white	4	95x160x65	1SL2404A00	1/20
RAL 7035 grey	4	95x160x65	12424	1/20



6 modules

RAL 9016 white	6	140x160x65	1SL2406A00	1/12
RAL 7035 grey	6	140x160x65	12426	1/12

Consumer units

Mini EUROPA40 - Order codes



Description			
No of holes x Ø holes (mm) + No of holes x mm ²	For covers type	Order code	Packaging
Terminal bars			
2x16 + 3x25	1SL2404A00 - 1SL2406A00 12424 - 12426	12502	25/750



Description		No. of modules [18 mm]	Order code	Packaging
Module covers				
RAL 9016 white		1	1SL2857A00	50/1500
RAL 9016 white		4	1SL2859A00	25/300
RAL 7035 grey		1	12861	50/1500
RAL 7035 grey		4	12863	25/300



Description	Order code	Packaging
Screw lead sealing accessory	12860	50/1500

Consumer units

IP 40 and IP 55 panel fronts



Consumer units

IP 40 and IP 55 panel fronts

IP 40 panel fronts

Technical characteristics

- protection degree **IP 40**
- in **thermoplastic**, self-extinguishing and resistant to abnormal heat and fire up to 650 °C (glow wire flammability index) in compliance with IEC 60695-2-11 Standard
- available in **RAL 7035 grey**
- installation temperature from -25 °C to +60 °C
- resistant to heat: ball thermopressure up to +85 °C in compliance with EN 60695-10-2 Standard
- fronts are supplied with:
 - module covers
 - instruction sheet

IP 55 panel fronts

Technical characteristics

- protection degree **IP 55**
- available with transparent, smoky horizontally hinged door in the version with lock and lead-sealable spring
- door designed to take a lock with coded key code 12 865
- available in **RAL 7035 grey**
- in **thermoplastic**, self-extinguishing and resistant to abnormal heat and fire up to 650 °C (glow wire flammability index) in compliance with IEC 60695-2-11 Standard
- installation temperature from -25 °C to +60 °C
- resistant to heat: ball thermopressure up to +85 °C in compliance with EN 60695-10-2 Standard
- shock resistance 6 Joules
- fronts are supplied with:
 - module covers
 - instruction sheet



Consumer units

IP 40 and IP 55 panel fronts



IP 40 panel fronts – 2 modules

RAL 7035 grey

Dimensions W × H × D [mm]	Order code	Box/pack No items
81x90x50	12 362	10/40



IP 40 panel fronts – 3 modules

RAL 7035 grey

Dimensions W × H × D [mm]	Order code	Box/pack No items
99x90x50	12 363	10/40



IP 40 panel fronts – 4 modules

RAL 7035 grey

Dimensions W × H × D [mm]	Order code	Box/pack No items
117x90x50	12 364	6/24



IP 55 panel fronts – 4 modules

RAL 7035 grey

Spring closing

Dimensions W × H × D [mm]	Order code	Box/pack No items
125x180x80	12 658	1/10



IP 55 panel fronts – 6 modules

RAL 7035 grey

Spring closing

Dimensions W × H × D [mm]	Order code	Box/pack No items
160x180x80	12 659	1/10



IP 55 panel fronts – 10 modules


RAL 7035 grey

Spring closing

Dimensions W × H × D [mm]	Order code	Box/pack No items
230x180x80	12 660	1/7

Consumer units

Accessories for IP 55 panel fronts



Module covers

No modules	Colour	Order code	Box/pack No items
1	RAL 7035 grey	12 861	50/1500
4	RAL 7035 grey	12 863	25/300



Lock with key

Description	Order code	Box/pack No items
Coded type	12 865	10/300



Spare transparent smoky doors

Spring closing

For fronts type	Order code	Box/pack No items
12 696	12 658	10/40
12 697	12 659	10/40
12 698	12 660	10/20

